

Amended Common Reporting Standard **XML Schema**

User Guide for Tax Administrations

October 2024

Amended Common Reporting Standard XML Schema: User Guide for Tax Administrations

Version 4.0 – October 2024



This document and related XML Schema, as well as any data included herein, are without prejudice to the status of or sovereignty over any territory, to the delimitation of international frontiers and boundaries and to the name of any territory, city or area.

This document was approved by the Committee on Fiscal Affairs on 23 August 2024 and prepared for publication by the OECD Secretariat.

Please cite this publication as:

OECD (2024), *Amended Common Reporting Standard XML Schema: User Guide for Tax Administrations*, OECD Publishing, Paris, <https://doi.org/10.1787/dd7ee57a-en>.

The statistical data for Israel are supplied by and under the responsibility of the relevant Israeli authorities. The use of such data by the OECD is without prejudice to the status of the Golan Heights, East Jerusalem and Israeli settlements in the West Bank under the terms of international law.

Note by Türkiye

The information in the related XML Schema with reference to “Cyprus” relates to the southern part of the Island. There is no single authority representing both Turkish and Greek Cypriot people on the Island. Türkiye recognises the Turkish Republic of Northern Cyprus (TRNC). Until a lasting and equitable solution is found within the context of the United Nations, Türkiye shall preserve its position concerning the “Cyprus issue”.

Note by all the European Union Member States of the OECD and the European Union

The Republic of Cyprus is recognised by all members of the United Nations with the exception of Türkiye. The information in the related XML Schema relates to the area under the effective control of the Government of the Republic of Cyprus.

Photo credits: ©

© OECD 2024

Foreword

This document contains the user guide for the XML schema that supports the automatic exchange of information pursuant to the Common Reporting Standard (CRS), as updated by the OECD in 2023.

While the XML schema has been primarily designed to facilitate the exchanges of CRS information between tax administrations, the XML schema can also be used for domestic reporting of CRS information by Reporting Financial Institutions, to the extent permitted under domestic law of the relevant jurisdiction.

Table of contents

Foreword	3
Abbreviations and acronyms	5
Common Reporting Standard User Guide	6
Introduction	6
How the CRS User Guide links to the CRS Schema	6
Common Reporting Standard Schema Information	8
Schema version	25
Transliteration	25
Guidance on the correction process for Common Reporting Standard	25
Appendix A	43
CRS XML Schema v3.0 Diagrams	43
Appendix B	58
Glossary of Namespaces	58

Abbreviations and acronyms

CRS	Common Reporting Standard
CRS MCAA	CRS Multilateral Competent Authority Agreement
CTS	Common Transmission System
FATCA	Foreign Account Tax Compliance Act
FI	Financial Institution
OECD	Organisation for Economic Co-operation and Development

Common Reporting Standard User Guide

Version 4.0
(CRS schema version 3.0)

Introduction

The OECD working with G20 countries has developed a common standard on reporting, due diligence and exchange of financial account information. Under this common standard, jurisdictions obtain from reporting financial institutions and automatically exchange with exchange partners, as appropriate, on an annual basis financial information with respect to all reportable accounts, identified by financial institutions on the basis of common reporting and due diligence rules.

Part of the technical solution to support this common standard is a schema and related instructions.

A schema is a data structure for holding and transmitting information electronically and in bulk. XML “extensible markup language” is commonly used for this purpose.

This User Guide explains the information required to be included in each CRS data element to be reported in the CRS XML Schema v3.0. It also contains guidance on how to make corrections of data items within a file that can be processed automatically.

How the CRS User Guide links to the CRS Schema

This User Guide is divided into logical sections based on the schema and provides information on specific data elements and any attributes that describe that data element.

The CRS Schema Information sections are:

- I. Message Header with the sender, recipient, message type, reporting period
- II. Controlling Person or Account Holder details if an individual
- III. Account Holder if an entity
- IV. CRS Body; Reporting FI and Reporting Group and Account details

The numbers of the sections are reflected in the numbering of the diagrams in Appendix A.

The CRS XML Schema is designed to be used for the automatic exchange of financial account information between Competent Authorities (“CAs”). In addition, the CRS could also be used for domestic reporting by Financial Institutions (“FIs”) to domestic tax authorities under the CRS. Items relevant for domestic reporting only are shown in *[brackets]*.

The CRS schema is re-using the FATCA schema and elements of STF, so there are some elements in the CRS schema that are not required for purposes of reporting and exchange under the CRS (e.g. Pool Report and Nationality). These elements are shown in the User Guide as optional, followed by “*non-CRS*”.

The comment “*non-CRS*” is also shown on the Appendix A diagrams where relevant.

The CRS XML Schema and its User Guide provide for elements that are unique to CRS undocumented and closed accounts.

The requirement field for each data element and its attribute indicates whether the element is validation or optional in the schema. Every element is one or the other in the schema.

“Validation” elements MUST be present for ALL data records in a file and an automated validation check can be undertaken. The Sender should do a technical check of the data file content using XML tools to make sure all “validation” elements are present and if they are not, correct the file. The Receiver may also do so and if incorrect, may reject the file. where there is a choice between 2 validation elements under a validation parent and only one is needed, this is shown as “validation (choice)”. If the elements are under an optional parent, they are shown as optional.

There may be different business rules for elements that are optional in the schema:

- Some optional fields are shown as “(Optional) Mandatory” – an optional element that is required for CRS reporting as specified in CRS reporting requirements depending on availability of information or legal factors. Mandatory elements may be present in most (but not all) circumstances, so there cannot be a simple IT validation process to check these. (E.g. the CRS provides that a reporting FI is required to report the TIN of an Account Holder only if issued by his jurisdiction of residence/place of birth only if otherwise required to retain and report and is held in electronically searchable records).
- Optional elements may represent a choice between one type or another, where one of them must be used (e.g. choice between address fix or address free). Shown as “Optional” requirement.
- The element may not be required for either schema validation or CRS. It should not be reported in a CRS only file as indicated by “Optional (non CRS)”.

Appendix A to the CRS User Guide shows a diagrammatic representation of the CRS XML Schema with all its elements. The numbers next to the headings are the corresponding section numbers in the User Guide text.

Appendix B to the CRS User Guide contains a Glossary of namespaces for the CRS XML Schema.

Common Reporting Standard Schema Information

I. Message Header

Information in the message header identifies the tax administration that is sending the message. It specifies when the message was created, what period (normally a year) the report is for, and the nature of the report (original, corrected, supplemental, etc.).

Element	Attribute	Size	Input Type	Requirement
SendingCompanyIN		1 to 200 characters	stf:StringMin1Max200_Type	Optional

[Although not used for exchange between Competent Authorities under CRS, for domestic reporting the Sending Company Identification Number element would be Mandatory and would identify the Financial Institution reporting to the Sending tax authority by domestic TIN (or IN).]

Element	Attribute	Size	Input Type	Requirement
TransmittingCountry		2-character	iso:CountryCode_Type	Validation

This data element identifies the jurisdiction where the reported financial account is maintained or where the reported payment is made by the reporting FI. If the sender is a tax administration, the transmitting country is the jurisdiction of the tax administration. This data element uses the 2-character alphabetic country code and country name list¹ based on the ISO 3166-1 Alpha 2 standard.¹

[For domestic reporting this element would be the domestic Country Code.]

Element	Attribute	Size	Input Type	Requirement
ReceivingCountry		2-character	iso:CountryCode_Type	Validation

This data element identifies the jurisdiction of the tax administration (the Competent Authority) that is the intended recipient of the message. This data element uses the 2-character alphabetic country code based on the ISO 3166-1 Alpha 2 standard.

[For domestic reporting this element would be the domestic Country Code.]

Element	Attribute	Size	Input Type	Requirement
MessageType			crs:MessageType_EnumType	Validation

This data element specifies the type of message being sent. The only allowable entry in this field for CRS AEOI is “CRS”.

¹ The following disclaimer refers to all uses of the ISO country code list in the CRS schema: For practical reasons, the list is based on the ISO 3166-1 country list which is currently used by banks and other financial institutions, and hence by tax administrations. The use of this list does not imply the expression by the OECD of any opinion whatsoever concerning the legal status of the territories listed. Its content is without prejudice to the status of or sovereignty over any territory, to the delimitation of international frontiers and boundaries and to the name of any territory, city or area.

Element	Attribute	Size	Input Type	Requirement
Warning		1 to 4'000 characters	stf:StringMin1Max4000_Type	Optional

This data element is a free text field allowing input of specific cautionary instructions about use of the CRS message content, for example terms of the Instrument or Convention under which the data is exchanged. If the reported data is for a period other than for a full reporting year this information can be given here as narrative e.g. “ten month period”.

Element	Attribute	Size	Input Type	Requirement
Contact		1 to 4'000 characters	stf:StringMin1Max4000_Type	Optional

This data element is a free text field allowing input of specific contact information for the sender of the message. *[May give FI or third party contact for domestic reporting only.]*

Element	Attribute	Size	Input Type	Requirement
MessageRefID		1 to 170 characters	stf:StringMin1Max170_Type	Validation

This data element is a free text field capturing the sender's unique message identifier (created by the sender) that identifies the particular message being sent. The identifier allows both the sender and receiver to identify the specific message later if questions or corrections arise. For exchanges between Competent Authorities, the first part must be the country code of the sending jurisdiction, the second part the year to which the data relates (which should ideally be the year in which the reporting period begins, but may also be the year in which it ends) and the third part the receiving country code, before a unique identifier created by the sending jurisdiction (the “national part”).

[If the CRS schema is used for domestic reporting, the FI could include an FI Identification Number in the MessageRefID at the start of the unique identifier created by the FI which is recommended as good practice.]

Element	Attribute	Size	Input Type	Requirement
MessageTypeIndic			crs:CrsetMessageTypeIndic_EnumType	Validation

This data element allows the sender to define the type of message sent. This element identifies whether data is new or corrected (see Guidance on the Correction Process below). Messages must contain all new or all corrected/deleted data, or advise that there is no data to report.

The possible values are:

- CRS701 = The message contains new information
- CRS702 = The message contains corrections/deletions for previously sent information
- CRS703 = The message advises there is no data to report

[The MessageTypeIndic can be used domestically to indicate that the Financial Institution has carried out the appropriate checks of its client data but there is no data to report (a “nil return” in effect).

In such a case, the MessageTypeIndic will have the value CRS703, the Account Report (section IVc) will be omitted while the CrsBody and ReportingFI will be provided.]

The MessageTypeIndic can also be used between Competent Authorities to indicate that there is no data to report (a “nil return/zero data message” in effect).

In such a case, the MessageTypeIndic will have the value CRS703 and the CrsBody will be omitted. This is the only case where the CrsBody can be omitted, in all other case the CrsBody must be provided.

Element	Attribute	Size	Input Type	Requirement
CorrMessageRefID		1 to 170 characters	stf:StringMin1Max170_Type	Optional (non CRS)

This element is not to be used in the context of the CRS XML Schema.

Element	Attribute	Size	Input Type	Requirement
ReportingPeriod			xsd:date	Validation

This data element identifies the last day of the reporting period (normally a tax year) to which the message relates in yyyy-MM-DD format. For example, if reporting information for the accounts or payments made in calendar year 2014, the field would read, “2014-12-31”. If exceptionally the reporting period is not a year then show the length of the reporting period in warning.

Element	Attribute	Size	Input Type	Requirement
Timestamp			xsd:dateTime	Validation

This data element identifies the date and time when the message was compiled. It is anticipated this element will be automatically populated by the host system. The format for use is yyyy-MM-DD'T'hh:mm:ss.nnn. Fractions of seconds may be used (in such a case the milliseconds will be provided in 3 digits, see “.nnn” in the format above). Examples: 2015-03-15T09:45:30 or 2015-03-15T09:45:30.789 (with milliseconds).

II. *PersonParty_Type*

The data elements in this section are used for Individual Account Holders or Controlling Persons of Passive NFEs. This complex type is comprised of the following data elements:

Element	Attribute	Size	Input Type	Requirement
ResCountryCode		2-character	iso:CountryCode_Type	Validation

Element	Attribute	Size	Input Type	Requirement
TIN		1 to 200 characters	cfc:TIN_Type	(Optional) Mandatory

Element	Attribute	Size	Input Type	Requirement
Name	crs:NamePerson_Type			Validation

Element	Attribute	Size	Input Type	Requirement
Address	cfc:Address_Type			Validation

Element	Attribute	Size	Input Type	Requirement
Nationality	iso:CountryCode_Type			Optional (Non CRS)

Element	Attribute	Size	Input Type	Requirement
BirthInfo				(Optional) Mandatory

IIa. *ResCountryCode*

Element	Attribute	Size	Input Type	Requirement
ResCountryCode		2-character	iso:CountryCode_Type	Validation

This data element describes the tax residence country code(s) for the individual being reported upon and must be present in all data records for CRS AEOI between Competent Authorities.

A separate report for each residence jurisdiction of the Reportable Person including Controlling Persons who are Reportable Persons is required, along with details of the Entity, if there is more than one jurisdiction of residence.

[For domestic reporting, if the individual is certified or treated as tax resident in more than one jurisdiction then this element may be repeated and the data should be sent to the tax authority. It would also be advisable to mandate the use of the domestic country code for undocumented accounts, which will not be exchanged between Competent Authorities.]

The complete information including all residence country codes that have been identified as applicable to the Reportable Person may be sent to every Competent Authority of a jurisdiction of residence so that there is an awareness of the possible need to resolve dual residence status or other issues attached to multiple reporting. It is recommended that the Competent Authority send a data record to each of the residence jurisdictions showing all reportable residence jurisdictions.

Alternatively, in certain circumstances the sending jurisdiction may choose to send data with only the residence country code of the receiving jurisdiction to each and may use a different method to exchange information relevant to multiple residence jurisdictions in accordance with the applicable legal instrument(s) if and when required.

IIb. TIN Type

Element	Attribute	Size	Input Type	Requirement
TIN		1 to 200 characters	cfc:TIN_Type	(Optional) Mandatory

This data element identifies the Tax Identification Number (TIN) used by the receiving tax administration to identify the Individual Account Holder. The TIN (if available) should be supplied as specified in the CRS.

Element	Attribute	Size	Input Type	Requirement
TIN	issuedBy	2-character	iso:CountryCode_Type	(Optional) Mandatory

This attribute identifies the jurisdiction that issued the TIN. If the issuing jurisdiction is not known then this may be left blank.

IIc. NamePerson_Type

Element	Attribute	Size	Input Type	Requirement
NamePerson_Type	nameType		stf:OECDNameType_EnumType	Optional

This data element allows the FI to report both the name at birth and the name after marriage.

OECDNameType_EnumType

It is possible for a CRS individual or entity to have several names. This is a qualifier to indicate the type of a particular name. Such types include nicknames (“nick”), names under which a party does business (“dba” a short name for the entity, or a name that is used for public acquaintance instead of the official business name) etc.

The possible values are:

- OECD201 = SMFAliasOrOther (not used for CRS)
- OECD202 = indiv
- OECD203 = alias
- OECD204 = nick
- OECD205 = aka
- OECD206 = dba

- OECD207 = legal
- OECD208 = atbirth

Element	Attribute	Size	Input Type	Requirement
PrecedingTitle		1 to 200 characters	stf:StringMin1Max200_Type	Optional
Element	Attribute	Size	Input Type	Requirement
Title		1 to 200 characters	stf:StringMin1Max200_Type	Optional
Element	Attribute	Size	Input Type	Requirement
FirstName		1 to 200 characters	stf:StringMin1Max200_Type	Validation

This data element is required for CRS reporting. If the reporting FI or tax administration transmitting the message does not have a complete first name for an Individual Account Holder or Controlling Person an initial or NFN ("No First Name") may be used here.

Element	Attribute	Size	Input Type	Requirement
FirstName	xnlNameType	1 to 200 characters	stf:StringMin1Max200_Type	Optional
Element	Attribute	Size	Input Type	Requirement
MiddleName		1 to 200 characters	stf:StringMin1Max200_Type	Optional

This data element allows for the Individual's Middle Name. The data is optional for CRS reporting; if the Reporting FI holds a Middle Name or initial it may be included here.

Element	Attribute	Size	Input Type	Requirement
MiddleName	xnlNameType	1 to 200 characters	stf:StringMin1Max200_Type	Optional
Element	Attribute	Size	Input Type	Requirement
NamePrefix		1 to 200 characters	stf:StringMin1Max200_Type	Optional
Element	Attribute	Size	Input Type	Requirement
NamePrefix	xnlNameType	1 to 200 characters	stf:StringMin1Max200_Type	Optional
Element	Attribute	Size	Input Type	Requirement
LastName		1 to 200 characters	stf:StringMin1Max200_Type	Validation

This data element is required for CRS reporting. The reporting FI or tax administration transmitting the message must provide the Individual Account Holder's last name. This field can include any prefix or suffix legally used by the Account Holder.

As the element is a string it is possible to use this for a free format name or two last names although wherever possible the structured first name and last name should be used.

Element	Attribute	Size	Input Type	Requirement
LastName	xnlNameType	1 to 200 characters	stf:StringMin1Max200_Type	Optional
Element	Attribute	Size	Input Type	Requirement
GenerationIdentifier		1 to 200 characters	stf:StringMin1Max200_Type	Optional
Element	Attribute	Size	Input Type	Requirement
Suffix		1 to 200 characters	stf:StringMin1Max200_Type	Optional
Element	Attribute	Size	Input Type	Requirement

GeneralSuffix	1 to 200 characters	stf:StringMin1Max200_Type	Optional
---------------	---------------------	---------------------------	----------

IIId. Address_Type

There are two options for Address type in the schema – AddressFix and AddressFree. AddressFix should be used for all CRS reporting unless the reporting FI or tax administration transmitting the message cannot define the various parts of the account holder's address.

This data element is the permanent residence address e.g. of the individual account holder. If the reporting FI or tax administration does not have a permanent residence address on file for the individual, then the address is the mailing address used by the financial institution to contact the individual account holder when the report is compiled.

Element	Attribute	Size	Input Type	Requirement
CountryCode		2-character	iso:CountryCode_Type	Validation

This data element provides the country code associated with the account holder's address. *[For undocumented accounts the domestic country code will be used as no address is available. As the address requires another data item to be completed then "undocumented" could be used instead of an actual address.]*

Element	Attribute	Size	Input Type	Requirement
AddressFree		1 to 4'000 characters	stf:StringMin1Max4000_Type	Optional*

This data element allows input of address information in free text. If the user chooses the option to enter the data required in a less structured way in "AddressFree" all available address details shall be presented as one string of bytes, blank or "/" (slash) or carriage return-line feed used as a delimiter between parts of the address. *This option should only be used if the data cannot be presented in the AddressFix format.

NOTE: If the reporting FI or tax administration transmitting the message selects AddressFix, it will have the option of inputting the full street address of the account holder in the AddressFree element rather than using the related fixed elements. In this case, the city, subentity, and postal code information should still be entered in the appropriate fixed elements.

Element	Attribute	Size	Input Type	Requirement
AddressType	legalAddressType		stf:OECDLegalAddressType_EnumType	Optional

OECDLegalAddressType_EnumType

This is a datatype for an attribute to an address. It serves to indicate the legal character of that address (residential, business etc.)

The possible values are:

- OECD301 = residentialOrBusiness
- OECD302 = residential
- OECD303 = business
- OECD304 = registeredOffice
- OECD305 = unspecified

Element	Attribute	Size	Input Type	Requirement
Street		1 to 200 characters	stf:StringMin1Max200_Type	Optional

Element	Attribute	Size	Input Type	Requirement
BuildingIdentifier		1 to 200 characters	stf:StringMin1Max200_Type	Optional
Element	Attribute	Size	Input Type	Requirement
SuiteIdentifier		1 to 200 characters	stf:StringMin1Max200_Type	Optional
Element	Attribute	Size	Input Type	Requirement
FloorIdentifier		1 to 200 characters	stf:StringMin1Max200_Type	Optional
Element	Attribute	Size	Input Type	Requirement
DistrictName		1 to 200 characters	stf:StringMin1Max200_Type	Optional
Element	Attribute	Size	Input Type	Requirement
POB		1 to 200 characters	stf:StringMin1Max200_Type	Optional
Element	Attribute	Size	Input Type	Requirement
PostCode		1 to 200 characters	stf:StringMin1Max200_Type	Optional
Element	Attribute	Size	Input Type	Requirement
City		1 to 200 characters	stf:StringMin1Max200_Type	Validation
Element	Attribute	Size	Input Type	Requirement
CountrySubentity		1 to 200 characters	stf:StringMin1Max200_Type	Optional

The above data elements comprise the AddressFix type. The “City” data element is required for schema validation. The PostCode should always be included where it exists. Information pertaining to the account holder’s street address may be entered here or in the AddressFree data element.

Ile. Nationality

Element	Attribute	Size	Input Type	Requirement
Nationality		2-character	iso:CountryCode_Type	Optional (non-CRS)

This data element is not required for CRS and should not be completed.

Ilf. BirthInfo

Element	Attribute	Size	Input Type	Requirement
BirthDate			xsd:date	(Optional) Mandatory

This data element identifies the date of birth of the Individual Account Holder. The date of birth may be left empty when it is not required to be reported under the CRS (this may occur for Pre-existing Accounts if the date of birth is not available in the records of the Reporting Financial Institution and is not otherwise required to be collected by such Reporting Financial Institution under domestic law).

The data format is yyyy-MM-DD.

The three data elements below apply specifically to the place of birth and may be provided in accordance with CRS guidance where the financial institution is required to obtain and report the information under domestic law, and it is available in its electronically searchable records.

Element	Attribute	Size	Input Type	Requirement
City		1 to 200 characters	stf:StringMin1Max200_Type	Optional
Element	Attribute	Size	Input Type	Requirement
CitySubentity		1 to 200 characters	stf:StringMin1Max200_Type	Optional
Element	Attribute	Size	Input Type	Requirement
CountryInfo				Optional

This data element gives a choice between a current jurisdiction (identified by 2-character country code) or a former jurisdiction (identified by name). One or other should be supplied if place of birth is reported, together with City or City and CitySubentity.

Element	Attribute	Size	Input Type	Requirement
CountryCode		2-character	iso:CountryCode_Type	Optional
Element	Attribute	Size	Input Type	Requirement
FormerCountryName		1 to 200 characters	stf:StringMin1Max200_Type	Optional

III. *OrganisationParty_Type*

This complex type identifies the name of an Account Holder that is an Entity as opposed to an Individual.

It is comprised of the following four data elements:

Element	Attribute	Size	Input Type	Requirement
ResCountryCode		2-character	iso:CountryCode_Type	(Optional) Mandatory
Element	Attribute	Size	Input Type	Requirement
IN		1 to 200 characters	crs: OrganisationIN_Type ((Optional) Mandatory
Element	Attribute	Size	Input Type	Requirement
Name		1 to 200 characters	cfc:NameOrganisation_Type	Validation
Element	Attribute	Size	Input Type	Requirement
Address			cfc:Address_Type	Validation

IIIa. *ResCountryCode*

Element	Attribute	Size	Input Type	Requirement
ResCountryCode		2-character	iso:CountryCode_Type	(Optional) Mandatory

This data element describes the tax residence country code for the organisation reporting or being reported upon.

IIIb. Entity IN (OrganisationIN_Type)

Element	Attribute	Size	Input Type	Requirement
IN		1 to 200 characters	crs: OrganisationIN_Type	(Optional) Mandatory

This data element provides the identification number (IN) used by the sending and/or receiving tax administration to identify the Entity Account Holder. For CRS this may be the US GIIN, a TIN, company registration number, Global Entity Identification Number (EIN) or other similar identifying number specified by the tax administration.

This data element can be repeated if a second IN is present.

Element	Attribute	Size	Input Type	Requirement
IN	issuedBy	2-character	iso:CountryCode_Type	Optional

This attribute describes the jurisdiction that issued the IN. If the issuing jurisdiction is not known then this may be left blank.

Element	Attribute	Size	Input Type	Requirement
IN	INType	1 to 200 character	stf:StringMin1Max200_Type	Optional

This Attribute defines the type of identification number being sent (e.g. US GIIN, EIN, TIN). Possible values should normally be agreed between Competent Authorities.

IIIc. Organisation Name

Element	Attribute	Size	Input Type	Requirement
Name		1 to 200 characters	cfc:NameOrganisation_Type	Validation

Legal name of the entity that is reporting or being reported on.

Element	Attribute	Size	Input Type	Requirement
Name	nameType		stf:OECDNameType_EnumType	Optional

IV. CRS Body

Element	Attribute	Size	Input Type	Requirement
CrsBody			crs:CrsBody_Type	(Optional) Mandatory

The CRS body comprises the Reporting FI and Reporting Group elements.

The CrsBody can be omitted only when the MessageTypeIndic is CRS703 (Nil reporting) and the SendingCompanyIN is omitted, i.e. only in the case of Nil reporting between Competent Authorities. In all other case, the CrsBody must be provided.

IVa. Reporting FI

Identifies the financial institution that maintains the reported financial account or that makes the reported payment.

Reporting FI or tax administration uses the OrganisationParty_Type to provide identifying information

Element	Attribute	Size	Input Type	Requirement
ReportingFI			crs:CorrectableOrganisationParty_Type	Validation

Element	Attribute	Size	Input Type	Requirement
DocSpec			stf:DocSpec_Type	Validation

DocSpec identifies the particular report within the CRS message being transmitted. It allows for identification of reports requiring correction (see also guidance on Corrections below).

IVb. ReportingGroup

This data element provides specific details about the CRS report being sent by the reporting FI or tax administration transmitting the message.

Although in the schema this element is repeatable, for CRS only one ReportingGroup for each CRSBody is to be provided. The AccountReport should be repeated as required.

Element	Attribute	Size	Input Type	Requirement
ReportingGroup			crs:CorrectableOrganisationParty_Type	Validation

The following four data elements comprise the Reporting Group:

Element	Attribute	Size	Input Type	Requirement
Sponsor			crs:CorrectableOrganisationParty_Type	Optional (non-CRS)

Where a Financial Institution uses a third party to submit information on their behalf for CRS this element is not used but contact details can be given in Element "Contact".

Element	Attribute	Size	Input Type	Requirement
Intermediary			crs:CorrectableOrganisationParty_Type	Optional (non-CRS)

IVc. Account Report

Element	Attribute	Size	Input Type	Requirement
AccountReport			crs:CorrectableAccountReport_Type	(Optional) Mandatory

AccountReport is mandatory under CRS (except where the MessageTypeIndic CRS703 is used to indicate that there is no data to report). In all other instances AccountReport must be completed. AccountReport includes the following data elements under CorrectableAccountReport_Type:

Element	Attribute	Size	Input Type	Requirement
DocSpec			stf:DocSpec_Type	Validation

DocSpec identifies the particular report within the CRS message being transmitted. It allows for identification of reports requiring correction. See guidance on Corrections and a description of DocSpec Type.

IVd. Account Number

Element	Attribute	Size	Input Type	Requirement
AccountNumber		1 to 200 characters	crs:FIAccountNumber_Type	Validation

Provide the account number used by the financial institution to identify the account. If the financial institution does not have an account number then provide the functional equivalent unique identifier used by the financial institution to identify the account.

Mandatory for financial institutions that have an account number (including alpha numeric identifiers).

For example: The account number may be (i) the account number of a Custodial Account or Depository Account; (ii) the code (ISIN or other) related to a Debt or Equity Interest (if not held in a custody account); or (iii) the identification code of a Cash value Insurance Contract or Annuity Contract.

If exceptionally there is no account numbering system use NANUM for no account number as this is a validation element.

This format for account number is the same as FATCA and can be used for structured account numbers as well as free format; a non-standard account identifier or an insurance contract number could be included here.

Element	Attribute	Size	Input Type	Requirement
AccountNumber	AcctNumberType		cfc:AcctNumberType_EnumType	Optional

There is an option to include information about the account number type as an enumeration.

The possible values are:

- OECD601 = IBAN International Bank Account Number (follows a known structure)
- OECD602 = OBAN Other Bank Account Number
- OECD603 = ISIN International Securities Information Number (follows a known structure)
- OECD604 = OSIN Other Securities Information Number
- OECD605 = Other Any other type of account number e.g. insurance contract
- OECD606 = Specified Electronic Money Product

Where an IBAN or ISIN is available, it should be provided and the appropriate information about the account number type supplied.

Element	Attribute	Size	Input Type	Requirement
AccountNumber	UndocumentedAccount		xsd:boolean	(Optional) Mandatory

[This attribute is for use in CRS domestic reporting to indicate that the account is undocumented.]

Element	Attribute	Size	Input Type	Requirement
AccountNumber	ClosedAccount		xsd:boolean	(Optional) Mandatory

This attribute is for use in CRS reporting to indicate that the account is closed.

Element	Attribute	Size	Input Type	Requirement
AccountNumber	DormantAccount		xsd:boolean	Optional

This attribute may be used in CRS reporting to indicate that the account is dormant.

IVe. Account Holder

Element	Attribute	Size	Input Type	Requirement
AccountHolder			crs:AccountHolder_Type	Validation

For CRS this data element may identify an entity account holder who is

- a passive NFE with one or more controlling person that is a Reportable Person
- a CRS Reportable Person

Element	Attribute	Size	Input Type	Requirement
EquityInterestType			Crs :EquityInterestType_EnumType	(Optional) Mandatory

In the case of any Equity Interest held in an Investment Entity that is a legal arrangement, this data element allows the identification of the role(s) by virtue of which a Reportable Person is an Equity Interest holder. With respect to Financial Accounts opened prior to the effective date of the revised Common Reporting Standard and for reporting periods ending by the second calendar year following such date: the Reporting Financial Institution is only required to report such information if it is available in its electronically searchable data. This element is repeatable.

Allowable entries for CRS:

- CRS401 = EIH of legal arrangement – trust – settlor
- CRS402 = EIH of legal arrangement – trust – trustee
- CRS403 = EIH of legal arrangement – trust – protector
- CRS404 = EIH of legal arrangement – trust – beneficiary
- CRS405 = EIH of legal arrangement – trust – other
- CRS406 = EIH of legal arrangement – other – settlor-equivalent
- CRS407 = EIH of legal arrangement – other – trustee-equivalent
- CRS408 = EIH of legal arrangement – other – protector-equivalent
- CRS409 = EIH of legal arrangement – other – beneficiary-equivalent
- CRS410 = EIH of legal arrangement – other – other-equivalent

Element	Attribute	Size	Input Type	Requirement
SelfCert			crs:CrsSelfCert_EnumType	Validation

This data element allows the identification of whether the Account Holder has provided a valid self-certification. Allowable entries for CRS:

- CRS901 = true
- CRS902 = false
- CRS900 = not reported (this value is available as a transitional measure, in order to facilitate interoperability with the previous version of the schema, particularly in respect of corrections)

Further, as there is a choice of entering an individual, or an organisation plus AcctHolderType (but one or other must be entered as the account holder), these are shown as validation (choice) below.

Element	Attribute	Size	Input Type	Requirement
Individual			crs:PersonParty_Type	Validation (choice)

If the Account Holder reported is a natural person, report his/her identifying information here.

Element	Attribute	Size	Input Type	Requirement
Organisation			crs:OrganisationParty_Type	Validation (choice)

If the Account Holder reported is not a natural person, report the entity's identifying information here.

Element	Attribute	Size	Input Type	Requirement
AcctHolderType			crs:CrsAcctHolderType_EnumType	Validation (choice)

This data element identifies an entity account holder that is:

- a passive NFE with one or more controlling person that is a Reportable Person
- a CRS Reportable Person
- a passive NFE that is a CRS Reportable Person

Complete only if the reported financial account is held by an entity or the reported payment is made to an entity described-above. Allowable entries for CRS:

- CRS101 = Passive Non-Financial Entity with – one or more controlling person that is a Reportable Person
- CRS102 = CRS Reportable Person
- CRS103 = Passive Non-Financial Entity that is a CRS Reportable Person

IVf. Controlling Person

Element	Attribute	Size	Input Type	Requirement
ControllingPerson			crs:ControllingPerson_Type	(Optional) Mandatory

Provide the name of any Controlling Person of a Passive NFE that is a Reportable Person. Mandatory only if the entity Account Holder is a Passive NFE with one or more Controlling Persons who are Reportable Persons. If the Passive NFE has more than one Controlling Person that is a Reportable Person, then the name of all such Reportable Persons must be reported.

A separate report should be created with respect to each Reportable Jurisdiction that has been identified as a jurisdiction of residence of the Controlling Persons who are Reportable Persons. However, only information of the Reportable Persons of each Reportable Jurisdiction (including information of the Passive NFE and other associated data) should be included in the report.

Where an Entity Account Holder is a Reportable Person and is also a Passive NFE with one or more Controlling Persons that is a Reportable Person, and both the Entity and any of such Controlling Persons are resident in the same Reportable Jurisdiction, the information with respect to the account may be reported (i) as an account of an Entity that is a Passive NFE with a Controlling Person that is a Reportable Person, or (ii) as such and as an account of an Entity that is a Reportable Person (i.e. as if were information with respect to two accounts).

Where none of such Controlling Persons is resident in the same Reportable Jurisdiction as the Entity, the information with respect to the account must nevertheless be reported as an account of an Entity that is a Reportable Person.

Element	Attribute	Size	Input Type	Requirement
Individual		crs:PersonParty_Type		Validation

Defines a Controlling Person with its Name, Address, Country of Residence.

Element	Attribute	Size	Input Type	Requirement
CtrlgPersonType		crs:CrsCtrlgPersonType_	EnumType	Validation

This data element allows the identification of the type of each Controlling Person (“CP”) by use of the attribute “ControllingPersonType”. This element is repeatable.

Allowable entries for CRS:

- CRS801 = CP of legal person – ownership
- CRS802 = CP of legal person – other means
- CRS803 = CP of legal person – senior managing official
- CRS804 = CP of legal arrangement – trust – settlor
- CRS805 = CP of legal arrangement – trust – trustee
- CRS806 = CP of legal arrangement – trust – protector
- CRS807 = CP of legal arrangement – trust – beneficiary
- CRS808 = CP of legal arrangement – trust – other
- CRS809 = CP of legal arrangement – other – settlor-equivalent
- CRS810 = CP of legal arrangement – other – trustee-equivalent
- CRS811 = CP of legal arrangement – other – protector-equivalent

- CRS812 = CP of legal arrangement – other – beneficiary-equivalent
- CRS813 = CP of legal arrangement – other – other-equivalent
- CRS800 = not reported (this value is available as a transitional measure, in order to facilitate interoperability with the previous version of the schema, particularly in respect of corrections)

With respect to Financial Accounts opened prior to the effective date of the revised Common Reporting Standard and for reporting periods ending by the second calendar year following such date: the Reporting Financial Institution is only required to report such information if it is available in its electronically searchable data.

Element	Attribute	Size	Input Type	Requirement
SelfCert			crs: CrsSelfCertforCtrlgPerson_ EnumType	Validation

This data element allows the identification of whether a valid self-certification has been provided for a Controlling Person that is a Reportable Person. Allowable entries for CRS:

- CRS1001 = true
- CRS1002 = false
- CRS 1000 = not reported (this value is available as a transitional measure, in order to facilitate interoperability with the previous version of the schema, including in respect of corrections)

IVg. Account Balance

Element	Attribute	Size	Input Type	Requirement
AccountBalance			cfc:MonAmnt_Type	Validation

Provide the account balance or value of the reported financial account.

- Depository and custodial accounts. The account balance or value shall be in accordance with CRS guidance.
- Cash value and annuity contracts. The cash value insurance or annuity contract is the balance or value of the account.
- Debt or equity accounts. The account balance is the value of the debt or equity interest that the account holder has in the financial institution.
- Enter Zero if account has been closed, in combination with account closed attribute.
- Numeric characters (digits). Account balance is entered with 2-digit fractional amounts of the currency in question. For example, USD 1 000 would be entered as 1000.00.

Element	Attribute	Size	Input Type	Requirement
AccountBalance	currCode	3 characters	iso:currCode_Type	Validation

All amounts must be accompanied by the appropriate 3 character currency code² based on the ISO 4217 Alpha 3 standard.

IVh. Payment

Element	Attribute	Size	Input Type	Requirement
Payment			crs:Payment_Type	Optional

Provide information on payment made to the reported financial account during the reporting period.

Payment information is a repeating element, if more than one payment type needs to be reported.

For example, payment types may include the following:

Depository accounts:

- The aggregate gross amount of interest paid or credited to the account during the calendar year.

Custodial accounts:

- The aggregate gross amount of dividends paid or credited to the account during the calendar year (or relevant reporting period);
- The aggregate gross amount of interest paid or credited to the account during the calendar year (or relevant reporting period);
- The gross proceeds from the sale or redemption of property paid or credited to the account during the calendar year (or relevant reporting period) with respect to which the FFI acted as a custodian, broker, nominee, or otherwise as an agent for the account holder and;
- The aggregate gross amount of all other income paid or credited to the account during the calendar year (or relevant reporting period).

Debt or equity accounts:

- The aggregate gross amount of payments paid or credited to the account during the calendar year (or relevant reporting period), including redemption payments.

Cash value insurance and annuity contract accounts:

- The aggregate gross amount of payments paid or credited to the account during the calendar year (or relevant reporting period), including redemption payments.

Element	Attribute	Size	Input Type	Requirement
Type			crs:CrsPaymentType_EnumType	Validation

Select the proper code to identify the payment type. Specific payment types listed are:

- CRS501 = Dividends
- CRS502 = Interest
- CRS503 = Gross Proceeds/Redemptions
- CRS504 = Other – CRS. (Example: other income generated with respect to the assets held in the account)

Element	Attribute	Size	Input Type	Requirement
PaymentAmnt			cfc:MonAmnt_Type	Validation

Payment Amounts are entered with 2-digit fractional amounts of the currency in question. For example, USD 1 000 would be entered as 1000.00.

Element	Attribute	Size	Input Type	Requirement
PaymentAmnt	currCode	3 characters	iso:currCode_Type	Validation

All payment amounts must be accompanied by the appropriate 3 character currency code based on the ISO 4217 Alpha 3 standard.

IVi. AccountType

Element	Attribute	Size	Input Type	Requirement
AccountType			crs : AccountType_EnumType	Validation

This data element allows the identification of the type of Financial Account maintained by the Reporting Financial Institution for the Account Holder. Allowable entries for CRS:

- CRS1101 = Depository Account
- CRS1102 = Custodial Account
- CRS1103 = Cash Value Insurance Contract or Annuity Contract
- CRS1104 = Debt or Equity Interest in Investment Entity
- CRS1100 = not reported (this value is available as a transitional measure, in order to facilitate interoperability with the previous version of the schema, particularly in respect of corrections)

IVk. DDProcedure

Element	Attribute	Size	Input Type	Requirement
DDProcedure			crs:OpeningDate_EnumType	Validation

This data element allows the identification of whether the account is a Preexisting Account or a New Account. Allowable entries for CRS:

- CRS1201 = New Account
- CRS1202 = Preexisting Account
- CRS1200 = not reported (this value is available as a transitional measure, in order to facilitate interoperability with the previous version of the schema, particularly in respect of corrections)

IVI. Joint Account

Element	Attribute	Size	Input Type	Requirement
JointAccount				Optional (Mandatory)

This data element allows the identification of whether the account is a joint account.

Element	Attribute	Size	Input Type	Requirement
Number		1-200 Characters	xsd:integer	Validation

This data element allows the identification of the number of Joint Account Holders.

IVm. Pool Report

Element	Attribute	Size	Input Type	Requirement
PoolReport			ftc:CorrectablePoolReport_Type	Optional (Non-CRS)

Pool reporting is not applicable to CRS.

Schema version

The version of the schema and the corresponding business rules have a unique version number assigned that usually consists of two numbers separated by a period sign: major and minor version (ex: 2.0). The version number could also contain a third number (ex: 2.0.1) which indicates that the schema was revised with very minor changes (ex: only new enumerations were added).

The version is identified by the version attribute on the schema element. The target namespace of the CRS schema contains only the major version.

```
<xsd:schema xmlns:crs="urn:oe.cd:ties:crs:v3" xmlns:xsd=http://www.w3.org/2001/XMLSchema
xmlns:ftc="urn:oe.cd:ties:fatca:v1" xmlns:cfc="urn:oe.cd:ties:commontypesfatcacrs:v2"
xmlns:stf="urn:oe.cd:ties:crsstf:v5" xmlns:iso="urn:oe.cd:ties:isocrstypes:v1"
targetNamespace="urn:oe.cd:ties:crs:v3" elementFormDefault="qualified"
attributeFormDefault="unqualified" version="3.0">
  <xsd:import namespace="urn:oe.cd:ties:isocrstypes:v1" schemaLocation="isocrstypes_v1.1.xsd"/>
  <xsd:import namespace="urn:oe.cd:ties:crsstf:v5" schemaLocation="oecdcrstypes_v5.0.xsd"/>
  <xsd:import namespace="urn:oe.cd:ties:commontypesfatcacrs:v2"
schemaLocation="CommonTypesFatcaCrs_v2.0.xsd"/>
  <xsd:import namespace="urn:oe.cd:ties:fatca:v1" schemaLocation="FatcaTypes_v1.2.xsd"/>
```

Element	Attribute	Size	Input Type	Requirement
CRS_OECD	version	1 to 10 characters	stf:StringMin1Max10_Type	Validation

The root element CRS_OECD version attribute in the XML report file must be set to the value of the schema version. This will identify the schema version that was used to create the report.

For the CRS schema version 3.0, the version attribute must be set to the value “3.0”.

Transliteration

Where transliteration is required because sending and receiving jurisdictions do not use a common alphabet, Competent Authorities may agree how they will undertake such transliteration. If there is no such agreement, then the sending jurisdiction should, if so requested, transliterate from its domestic alphabet or iteration to a Latin alphabet aligned with international standards for transliteration (for example as specified in ISO 8859). The sending jurisdiction may send designatory data (e.g. name or address) in both domestic alphabet or iteration and separately in Latin alphabet within each account record if they so choose. The receiving jurisdiction should also be prepared to transliterate between Latin and its own domestic alphabet or iteration.

Guidance on the correction process for Common Reporting Standard

In the course of AEOI, the sending jurisdiction may need to correct some elements of data previously sent. The section below describes how to make automatic corrections by sending a file of corrected data that can be processed in the same systems as the original data that was received. Reference to corrections also includes deletion of data elements in the following section.

Technical guidance

In order to identify the elements to correct, the top-level elements Reporting FI or Account Report include an element of type DocSpec_Type, which provides necessary information for corrections.

DocSpec Type

Element	Attribute	Size	Input Type	Requirement
DocSpec		stf:DocSpec_Type	Validation	

DocSpec identifies the particular record within the CRS message being transmitted. It allows for identification of records that require correction. DocSpec_Type is comprised of the following elements:

Element	Attribute	Size	Input Type	Requirement
DocTypeIndic		stf:OECDDocTypeIndic_EnumType	Validation	

This element specifies the type of data being submitted. Allowable entries are:

- OECD0 = Resent Data (only to be used for resending the Reporting FI element)
- OECD1 = New Data
- OECD2 = Corrected Data
- OECD3 = Deletion of Data
- OECD10 = Resent Test Data (only to be used for resending the Reporting FI element)
- OECD11 = New Test Data
- OECD12 = Corrected Test Data
- OECD13 = Deletion of Test Data

A message can contain either new records (OECD1) or corrections/deletions (OECD2 and OECD3), but should not contain a mixture of both. OECD10 – OECD13 should only be used during previously agreed-upon testing periods or after a bilateral discussion where both parties agree to testing. This is to help eliminate the possibility that test data could be co-mingled with “live” data.

Element	Attribute	Size	Input Type	Requirement
DocRefID		1 to 200 characters	stf:StringMin1Max200_Type	Validation

A unique identifier for this document (i.e. one record and all its children data elements).

A correction (or deletion) must have a new unique DocRefID for future reference.

Element	Attribute	Size	Input Type	Requirement
CorrDocRefID		1 to 200 characters	stf:StringMin1Max200_Type	Optional

The CorrDocRefID references the DocRefID of the element to be corrected/deleted. It must always refer to the latest reference of this Account-report (DocRefID) that was sent.

In this way, a series of corrections or amendments can be handled as each correction completely replaces the previous version. The CRS Correction examples below show how this works in practice.

Element	Attribute	Size	Input Type	Requirement
CorrMessageRefID		1 to 170 characters	stf:StringMin1Max170_Type	Optional (Non-CRS)

Since the DocRefID is unique in space and time, this element is not used for CRS at the DocSpec level.

Uniqueness of MessageRefID and DocRefID

In order to ensure that a message and a record can be identified and corrected, the MessageRefID and DocRefID must be unique in space and time (i.e. there must be no other message or record in existence that has the same reference identifier).

The MessageRefID identifier can contain whatever information the sender uses to allow identification of the particular message but must start with the sending country code as the first element for Competent Authority to Competent Authority transmission, then the year to which the data relates, then the receiving country code before a unique identifier.

e.g. FR2013CA123456789

The unique identifier in the DocRefID could be the reference used by the FI to report nationally, or a different unique reference created by the sending tax administration, but must in all cases start with the country code of the sending jurisdiction

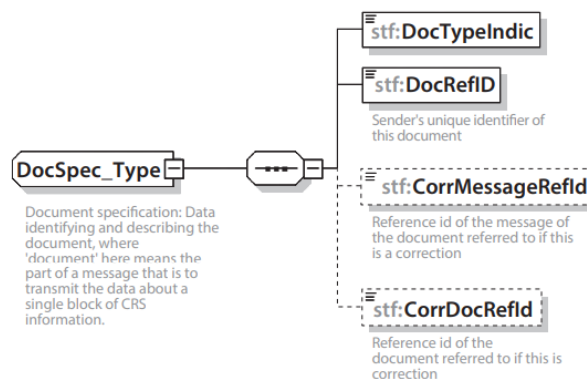
e.g. FRFI286abc123xyz or FRabc123xyz

[If the CRS schema is used for domestic reporting, the FI may similarly include an FI Identification Number in both MessageRefID and DocRefID which is recommended as good practice to ensure uniqueness in time and space and helps to link queries to source data.]

MessageSpec and Corrections

Correction messages must have their own unique MessageRefID so they can also be corrected in the future. There is no equivalent for the DocSpecIndic when it comes to messages as a whole.

To cancel a complete message, the MessageSpec.CorrMessageRefID is not to be used. Instead, a correction message should be sent deleting all records of the erroneous message in these instances.



Correctable elements

In the CRS XML Schema, there are two correctable elements, the Reporting FI and the Account Report. Only these two elements are correctable in the CRS XML Schema. These two correctable elements must be considered separately for the correction process. The correction of one of the two correctable elements must not impact the other related correctable element.

If a correction targets a previously sent child element of a correctable element, the whole correctable element (the correctable element and all its children) must be resubmitted. This is applicable for both the Reporting FI and Account Report elements.

In order to be able to identify the elements to correct, the definition of these correctable elements includes an element of type DocSpec_Type, which includes the elements named DocTypeIndic, DocRefID and CorrDocRefID.

For a correction message, the following combinations of DocTypeIndic are permissible for the correctable elements, taking into account that the Account Report element is not mandatory:

		w/o Account Report	Account Report			
			OECD1	OECD2	OECD3	OECD0
Reporting FI	OECD1					
	OECD2	OK		OK	OK	
	OECD3	OK			OK	
	OECD0			OK	OK	

Combinations of DocTypeIndic for the correctable elements within a correction message

When a correction targets only the Account Report element and there is no modification of the related Reporting FI element, the DocTypeIndic “OECD0-Resend Data” is used for the Reporting FI element. This type is only allowed for Reporting FI element.

If the receiving Competent Authority encounters other combinations than those presented above, the receiving Competent Authority rejects the received file and returns a status message with the relevant error code (see CRS StatusMessage User Guide).

Structure of a correction message

A correction message has essentially the same structure as an initial message (with new data), as it follows the same schema. There is only a minor difference in the Message Header: the MessageTypeIndic will be set to CRS702 (CRS702 = The message contains corrections for previously sent information).

As for the initial messages, all correction messages must have their own unique MessageRefID, while the Reporting FI element can have a DocTypeIndic value of OECD0, in case it has not been modified.

A corrected element will have a DocTypeIndic value of OECD2 or OECD3 (OECD1 for initial messages). Its CorrDocRefID references the DocRefID of the element to correct (this element is not specified in initial messages). Since the DocRefID is unique in time and space, the correcting records must have different DocRefIDs than those of the records being corrected.

A correction message can contain either corrections (OECD2) or deletions (OECD3) or both, as well as a resent Reporting FI element (OECD0), but may not contain new data (OECD1).

Relationship between messages

The following section describes how messages exchanged through the correction mechanism described above interact with one another. Since messages specify the reporting period to which they relate, a correction message may correct records originating from any previous initial or correction messages for the same reporting period.

Correction of an initial message

The correction of an initial message is the most common situation. The correction is used to correct the elements that were not correct (from a technical point or business point of view), or to delete elements from the initial message.

A new DocRefID is created for each correctable element and should follow the format described previously.

The CorrDocRefID must reference the DocRefID of the elements to be corrected/ deleted from the initial message.

Correction of a correction message

Corrections of corrections are legitimate. In that case, the CorrDocRefID of the second correction of the message must reference the DocRefID of the first correction.

This is required in order to uniquely determine the order in which the receiving Competent Authority must handle the corrections. Otherwise, in case two corrections reference the same message and, for technical reasons (e.g. infrastructure or architecture constraints), arrive out of order, the receiving Competent Authority would first integrate the second correction, then the first one, effectively dismissing the second (and most recent) correction.

If the receiving Competent Authority receives messages that it considers as probably being out of order, it should – as a best practice – wait for some time before discarding the message, in case the previous messages arrive late. If the relevant message does not arrive, the receiving Competent Authority should contact the sending Competent Authority.

Common Reporting Standard Correction examples

The following sections provide examples of concrete correction scenarios, and highlight correction rules applicable to each of them.

Each example includes one or more figures to illustrate the situation. These figures omit most of the data, and only highlight the main areas of interest.

In the examples below, the following convention has been used to highlight the elements that need to be corrected or resent:

- The dark grey colour is used when the Reporting FI element has to be resent, even if no modifications are required. In this situation, the element is identified with the same DocRefID as the immediately preceding version of the Reporting FI element and the code OECD0 is used;
- The black colour is used to identify the elements that require being corrected (initial message) or are corrected (correction message).

First example: Two successive corrections of the same account

This example covers the following scenario:

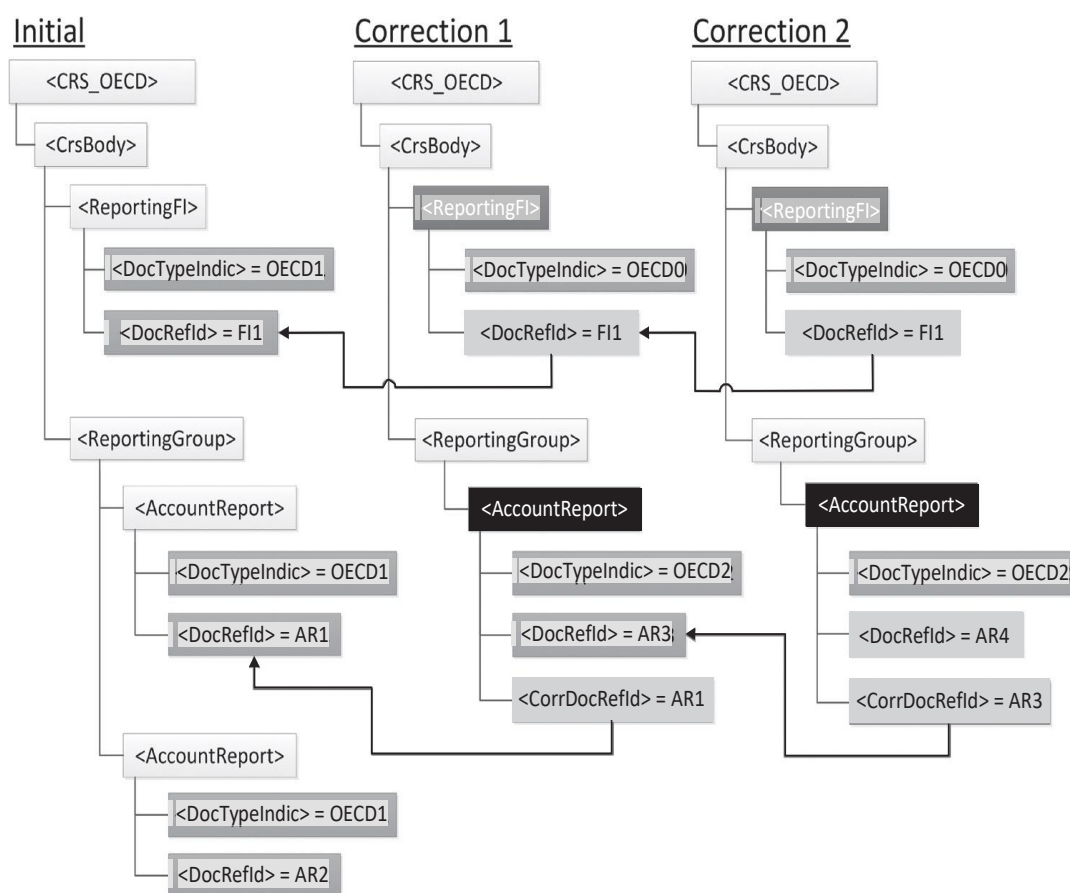
- The sending Competent Authority sends an initial message with one Reporting FI and two Account Reports;
- It then sends a first correction message correcting the Payment Amount of the first Account Report;

- It finally sends a second correction message, correcting the Account Balance, yet again for the first Account Report.

There are four areas of interest here highlighted by the figure below:

- The CorrDocRefID of the Account Report refers to the immediately preceding message, not to any preceding one (in particular, not systematically to the first one);
- The DocTypeIndic of the Account Report is set to OECD1 within an initial message and to OECD2 within a correction message;
- The sending Competent Authority must always resend the Reporting FI associated to the Account Report being corrected, even though it did not require modifications. The DocTypeIndic is set to OECD0 and the DocRefId is the same as the immediately preceding message;
- The sending Competent Authority must only resend the corrected Account Report. The second one, which does not require corrections, is not part of the correction message.

Please note that the DocRefIDs provided in the figure examples have been simplified to make the figures easier to read.



Two successive corrections of the same account

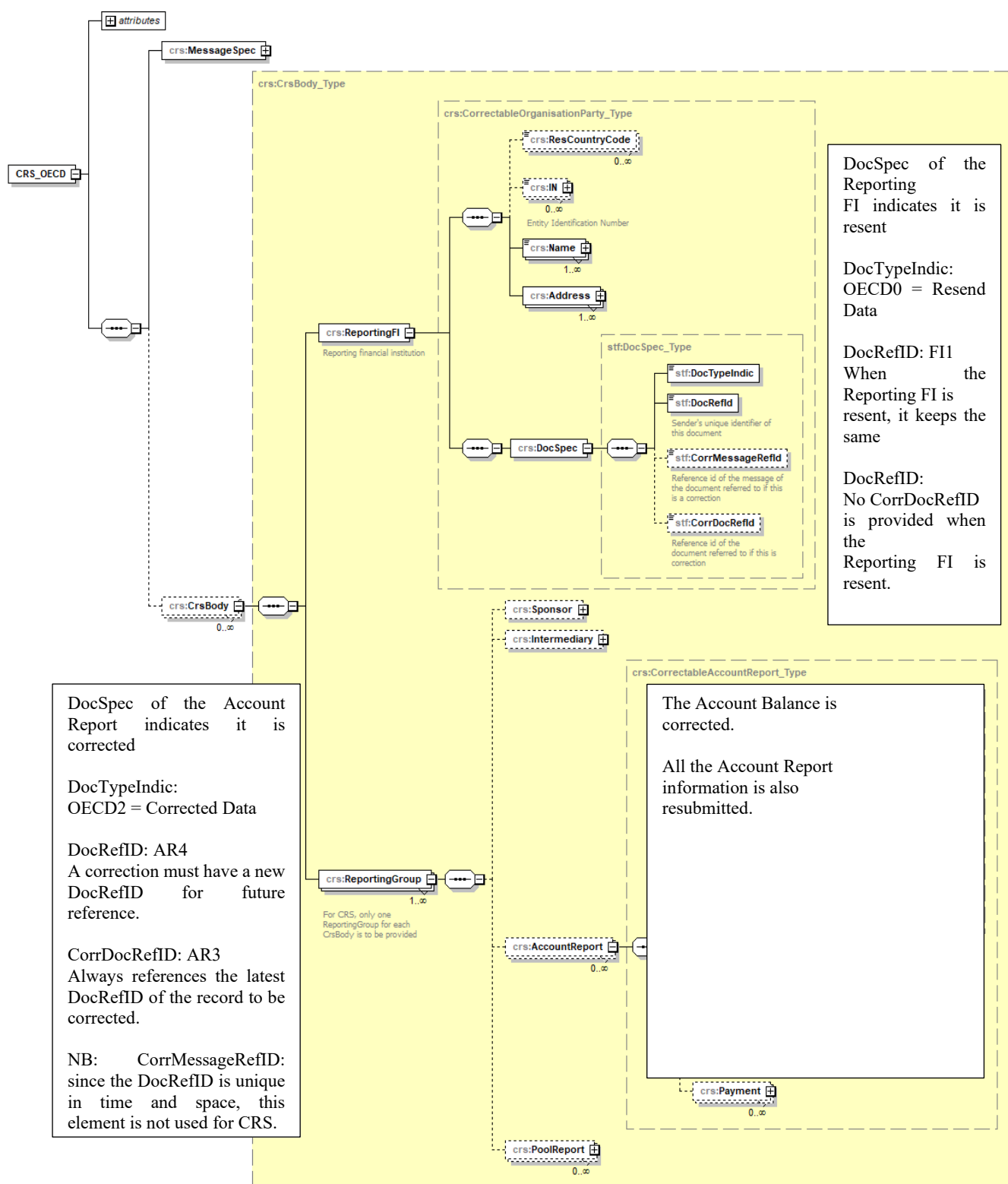
The DocRefID should follow the DocRefID format defined previously:

- It must start with the country code of the sending jurisdiction;
- It must be unique in time and space.

e.g. FR2013-11111 or FRabc123xyz

Please note that these examples show exchanges between Competent Authorities, but the same correction process would apply if the CRS schema is used domestically.

The diagram below shows the message “Correction 2” within the CRS schema diagram (for the first example shown above).



Generated by XMLSpy

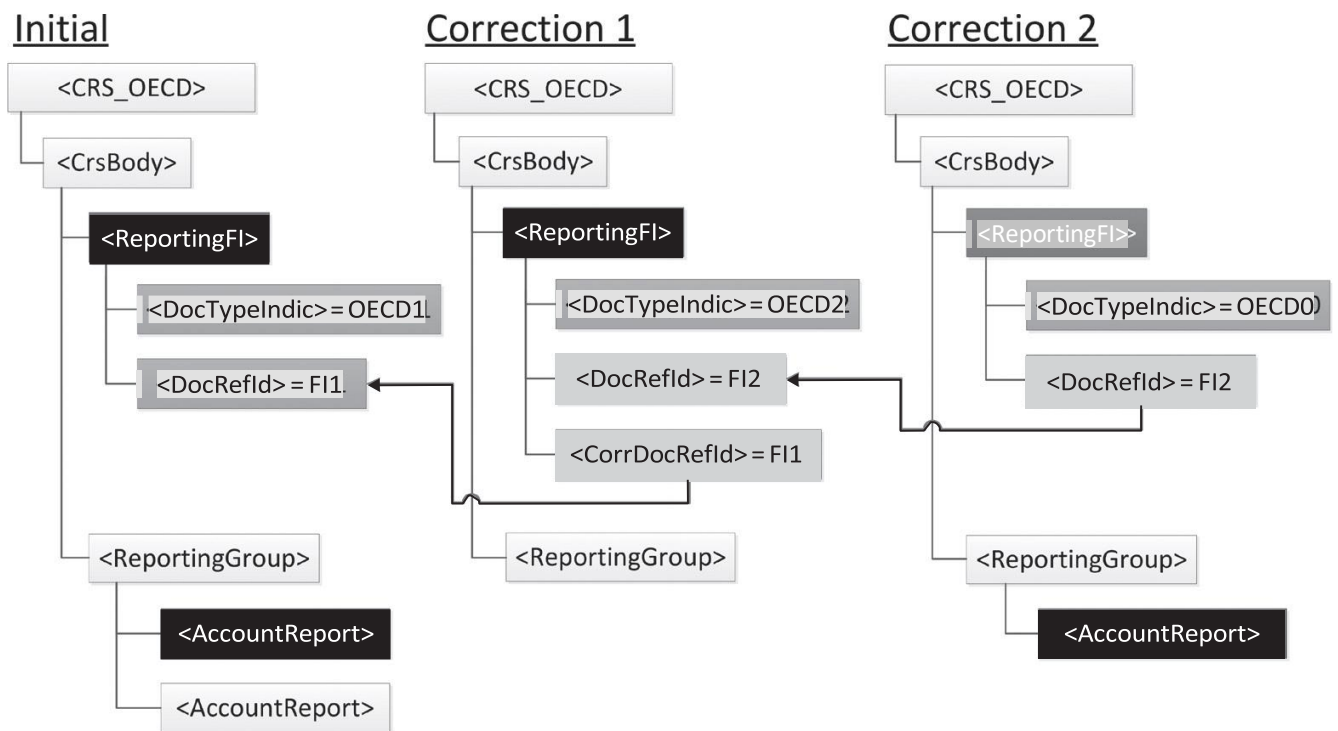
www.altova.com

Showing the "Correction 2" message within the CRS schema

Second example: Two successive corrections of data from the same message

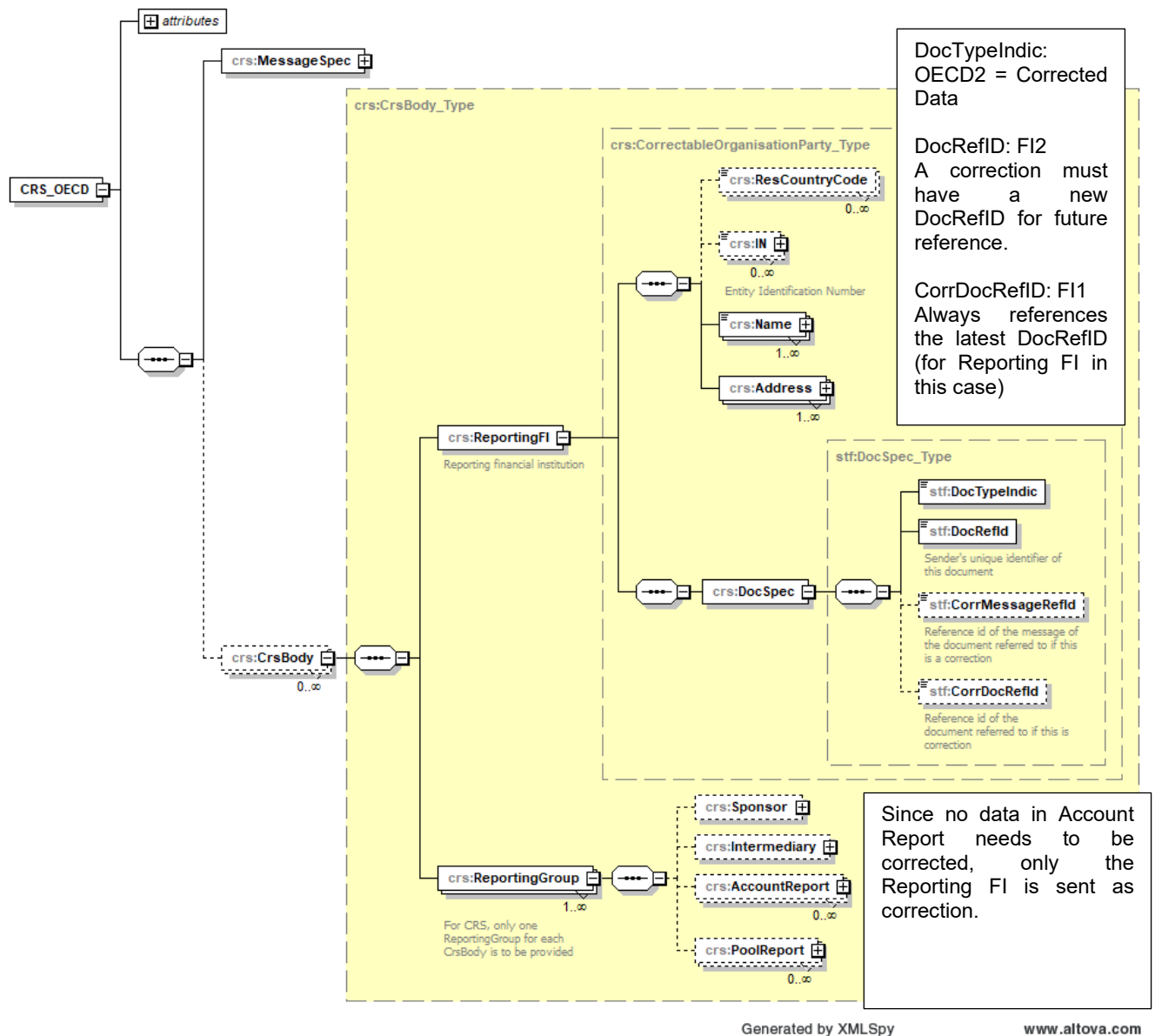
This example covers the following scenario:

- The sending Competent Authority sends an initial message with one Reporting FI and two Account Reports;
- It then sends a first correction message correcting the address of the Reporting FI;
- It finally sends a second correction message, correcting the first Account Report (new Account Payment).
- The figure below highlights the three areas of interest:
- The sending Competent Authority must always resend the Reporting FI associated to the Account Report being corrected, even though it did not require modifications. The DocTypeIndic is set to OECD0 and the DocRefID is the same as the immediately preceding message;
- The sending Competent Authority must only resubmit the corrected Account Report. The other Account Report, which does not require corrections, is not part of the correction message;
- The sending Competent Authority can send the corrected Reporting FI without the Account Reports if they do not require corrections.



Two successive corrections of data from the same message

The diagram below shows the message “Correction 1” within the CRS schema diagram (for the second example shown above).



Showing the message “Correction 1” within the CRS schema

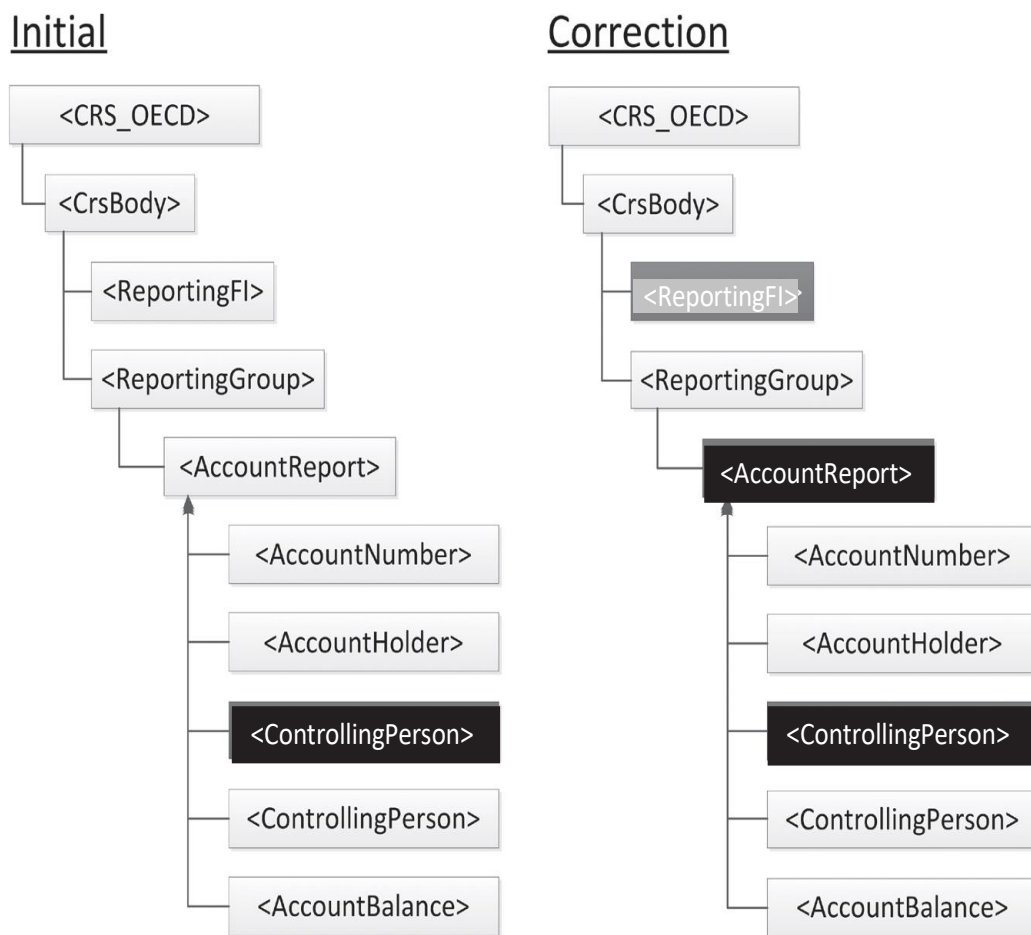
Third example: Correction of a child element of the Account Report

This example covers the following scenario:

- The sending Competent Authority sends an initial message with a Reporting FI, and an Account Report, composed of an Account Number, an Account Holder, two Controlling Persons (residing in the same jurisdiction) and an Account Balance element;
- It then wants to correct the Address of the first Controlling Person. In this case, the sending Competent Authority must correct the Account

Report from the initial message, and send it back with the corrected

Controlling Person data. It must also include the Reporting FI since this element is mandatory, as well as the second Controlling Person, the Account Number, the Account Holder and the Account Balance; even though these elements did not require modifications. The figure below highlights this.



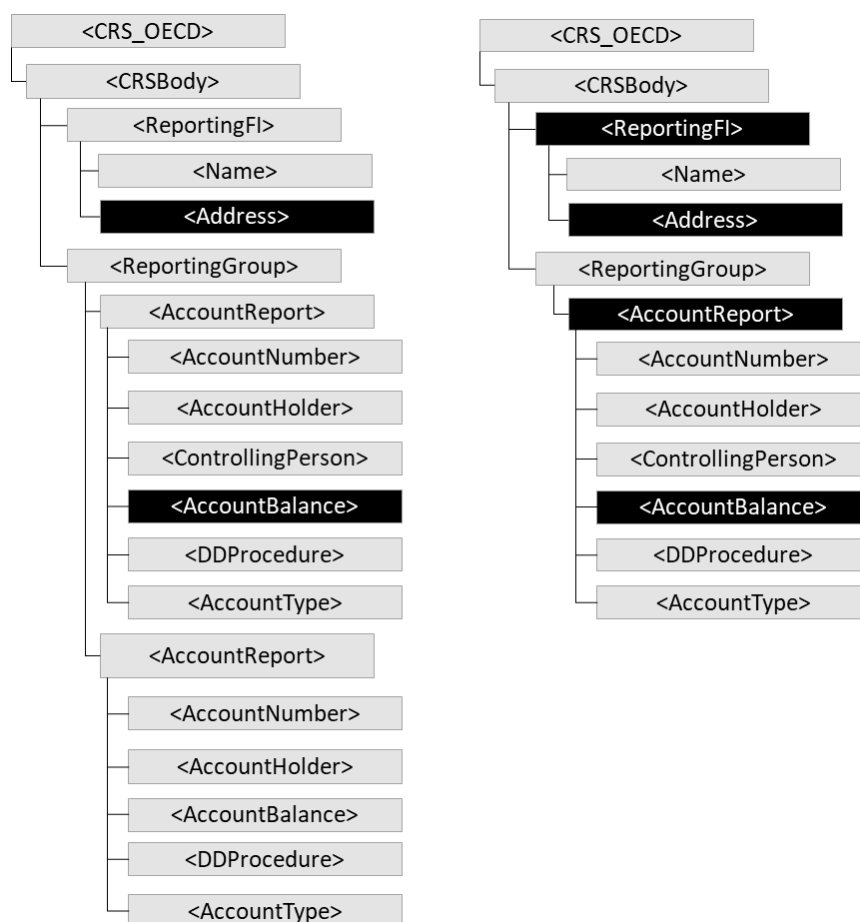
Correction of a child element of the Account Report

Fourth example: Correction of both correctable elements within the same message

This example covers the following scenario:

- The sending Competent Authority sends an initial message containing two Account Reports and the associated Reporting FI. The first Account Report is composed of an Account Number, an Account Holder, a Controlling Person and an Account Balance element. The second Account Report is composed of an Account Number, an Account Holder and an Account Balance element. The Reporting FI is composed of a Name and an Address element;
- It then wants to correct the Address of the Reporting FI and the Account Balance of the first Account Report.

In this case, the sending Competent Authority must correct the Reporting FI and the first Account Report from the initial message. The Reporting FI must contain the corrected Address as well as the Name. The first Account Report must contain the corrected Account Balance, as well as the Account Number, the Account Holder and the Controlling Person elements. The second Account Report is not resubmitted. The figure below highlights this.



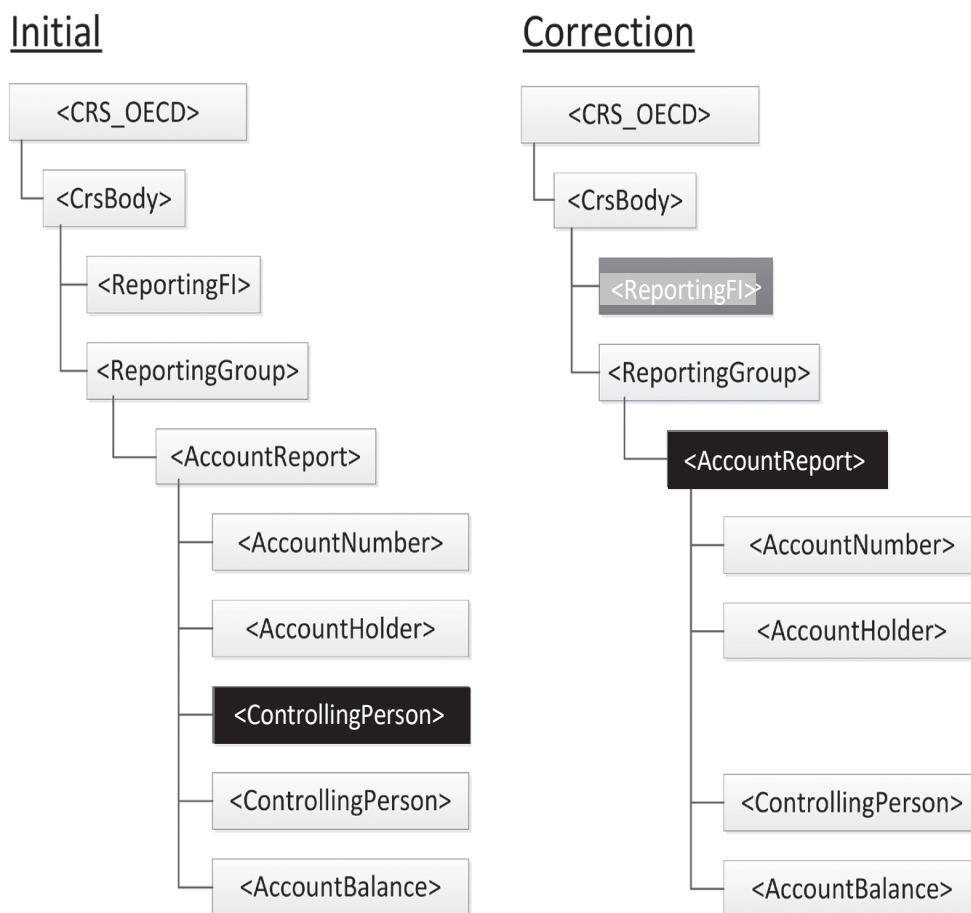
Correction of both correctable elements within the same message

Fifth example: Removal of a child element of the Account Report

This example covers the following scenario:

- The sending Competent Authority sends an initial message with a Reporting FI, and an Account Report composed of an Account Number, an Account Holder, two Controlling Person and an Account Balance element;
- It then wants to remove the first Controlling Person element.

In this case, the sending Competent Authority must correct the Account Report from the initial message, and send it back without the deleted Controlling Person element, but with the other Controlling Person, the Account Number, the Account Holder, the Account Balance elements, as well as the Reporting FI element, as this element is mandatory. The figure below highlights this.



Removal of a child element of the Account Report

Sixth example: Removal of a child element of the Reporting FI

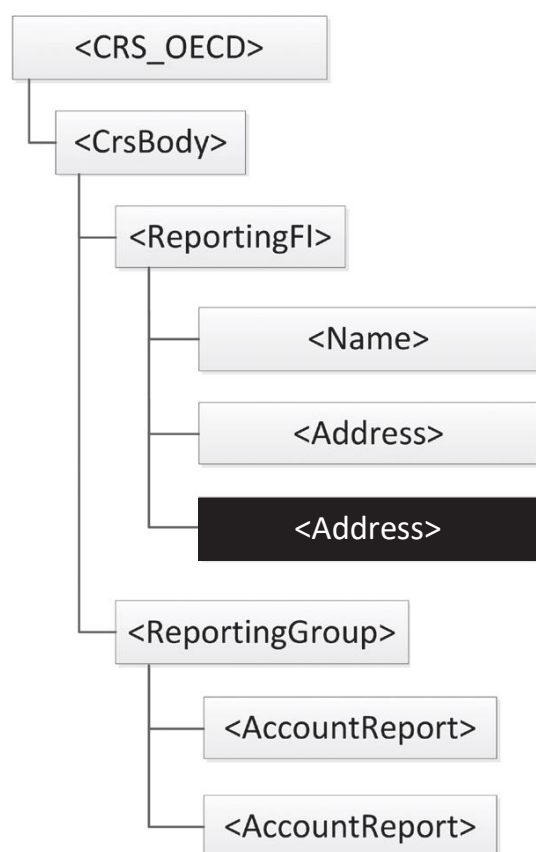
This example covers the following scenario:

The sending Competent Authority sends an initial message with two Account Reports and the associated Reporting FI having a Name and two Addresses;

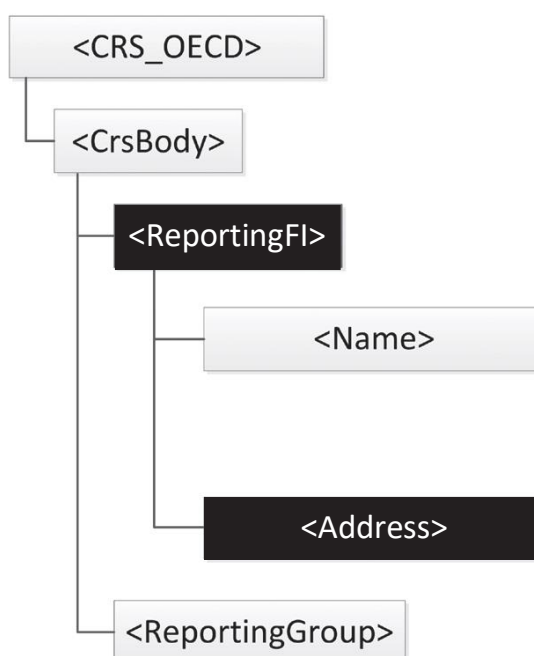
It then wants to remove the second Address of the Reporting FI.

In this case, the sending Competent Authority must correct the Reporting FI from the initial message, and send it back without the deleted Address but with the other Address, and the Name. The Account Reports are not resubmitted. The figure below highlights this.

Initial



Correction



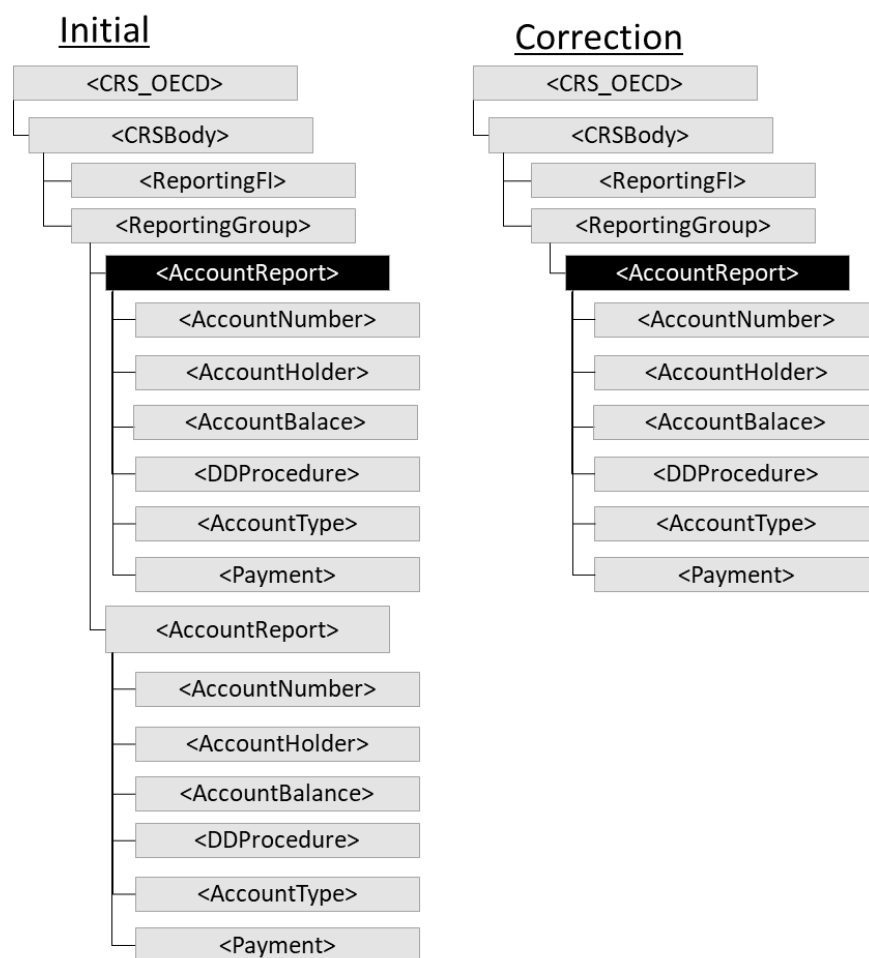
Removal of a child element of the Reporting FI

Seventh example: Removal of an Account Report

This example covers the following scenario:

- The sending Competent Authority sends an initial message with two Account Reports and the associated Reporting FI. Each Account Report is composed of an Account Number, an Account Holder and an Account Balance element;
- It then wants to remove the first Account Report.

In this case, the sending Competent Authority must correct the first Account Report indicating that it must be deleted (DocTypeIndic is set to OECD3), omit the second Account Report since it does not require corrections, and send it back with the child elements of the corrected Account Report as well as the Reporting FI since this element is mandatory. The figure below highlights this.



Removal of an Account Report

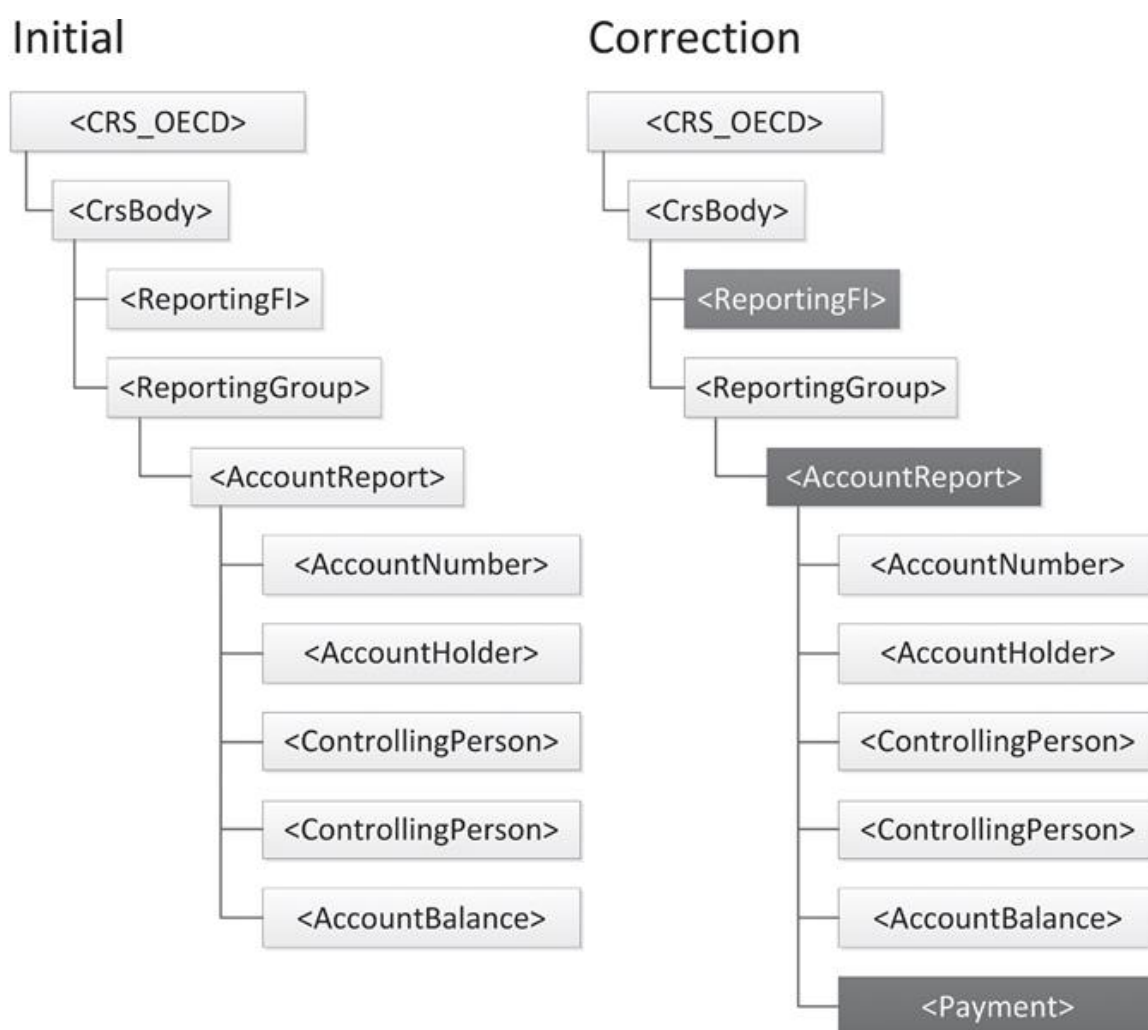
An exception can occur if the correction message removes only the Reporting FI, without the associated Account Reports. In this case, the deletion of the Reporting FI must be rejected, as a Reporting FI must always be associated to an Account Report. The removal of a Reporting FI element is allowed only if all the associated Account Reports have been already removed (either in same message or in previous messages).

Eighth example: Creation of a child element

This example covers the following scenario:

- The sending Competent Authority sends an initial message containing an Account Report and the associated Reporting FI. The Account Report is composed of an Account Number, an Account Holder, two Controlling Persons, and an Account Balance element;
- It then wants to add a Payment element to the Account Report.

In this case, the sending Competent Authority must correct the Account Report from the initial message, specifying a new Payment element and send it back with the Account Number, the Account Holder, two Controlling Persons, and the Account Balance elements, as well as the Reporting FI element, since this element is mandatory. The figure below highlights this.



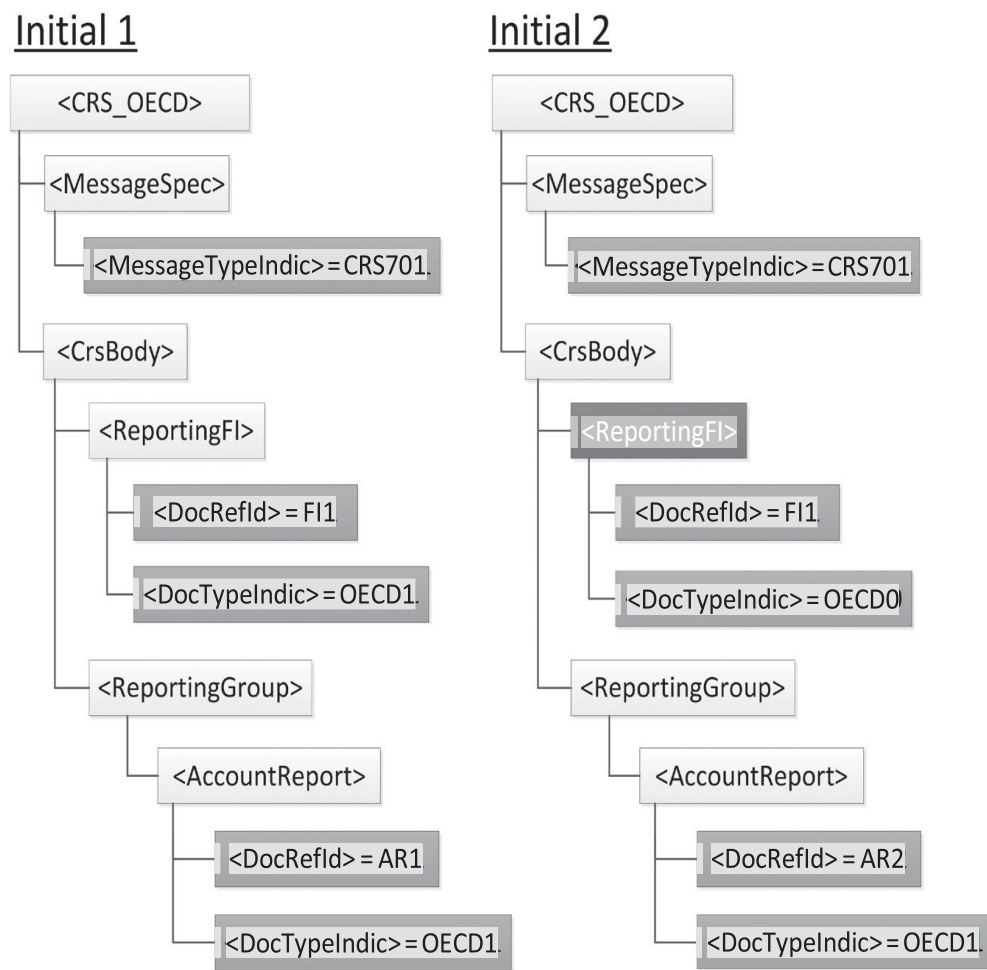
Creation of a child element

Ninth example: Adding an Account Report for an existing Reporting FI

This example covers the following scenario:

- The sending Competent Authority sends an initial message with one Account Report and the associated Reporting FI;
- It then wants to send another Account Report.

In this case, the sending Competent Authority creates a new initial message, with only the new Account Report and the already sent Reporting FI. The figure below highlights this.



Adding an Account Report for an existing Reporting FI

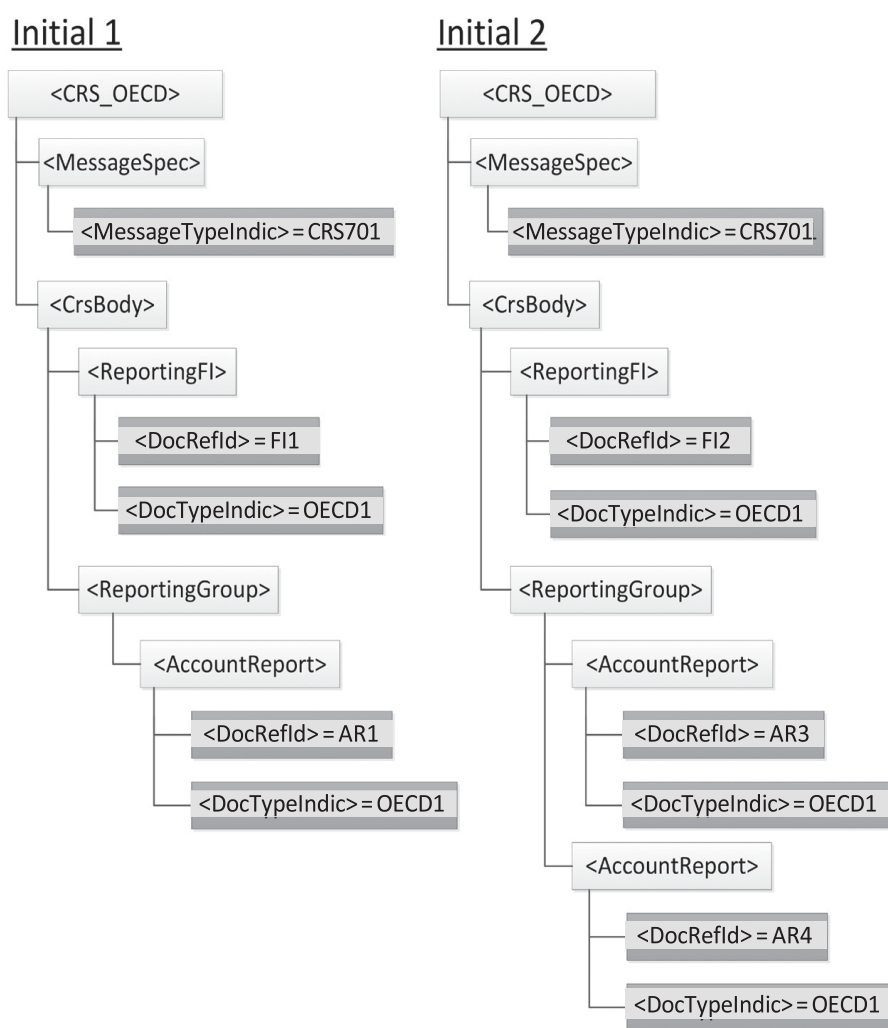
This scenario occurs only in specific circumstances, such as late reporting or in case of split messages.

Tenth example: Adding a new Reporting FI with its Account Reports

This example covers the following scenario:

- The sending Competent Authority sends an initial message with one Account Report and the associated Reporting FI;
- It then wants to send another Reporting FI with two Account Reports.

In this case, the sending Competent Authority creates a new initial message, with only the new Reporting FI and the two Account Reports. The figure below highlights this.

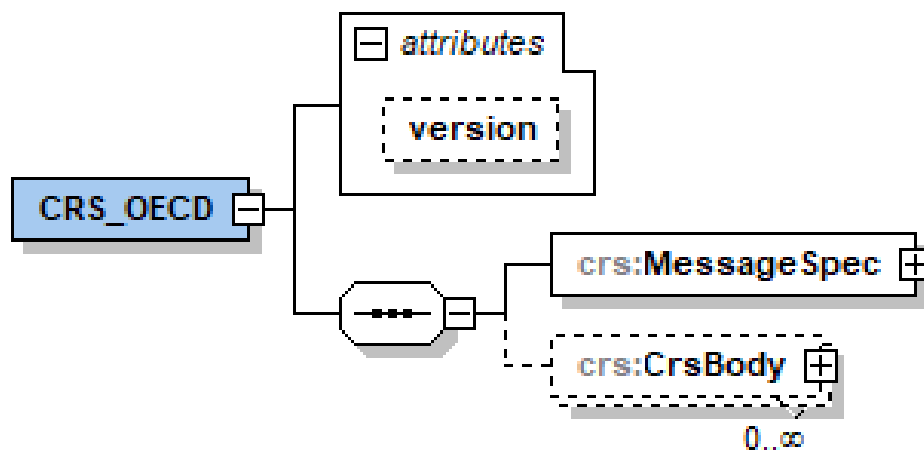


Adding a new Reporting FI with its Account Reports

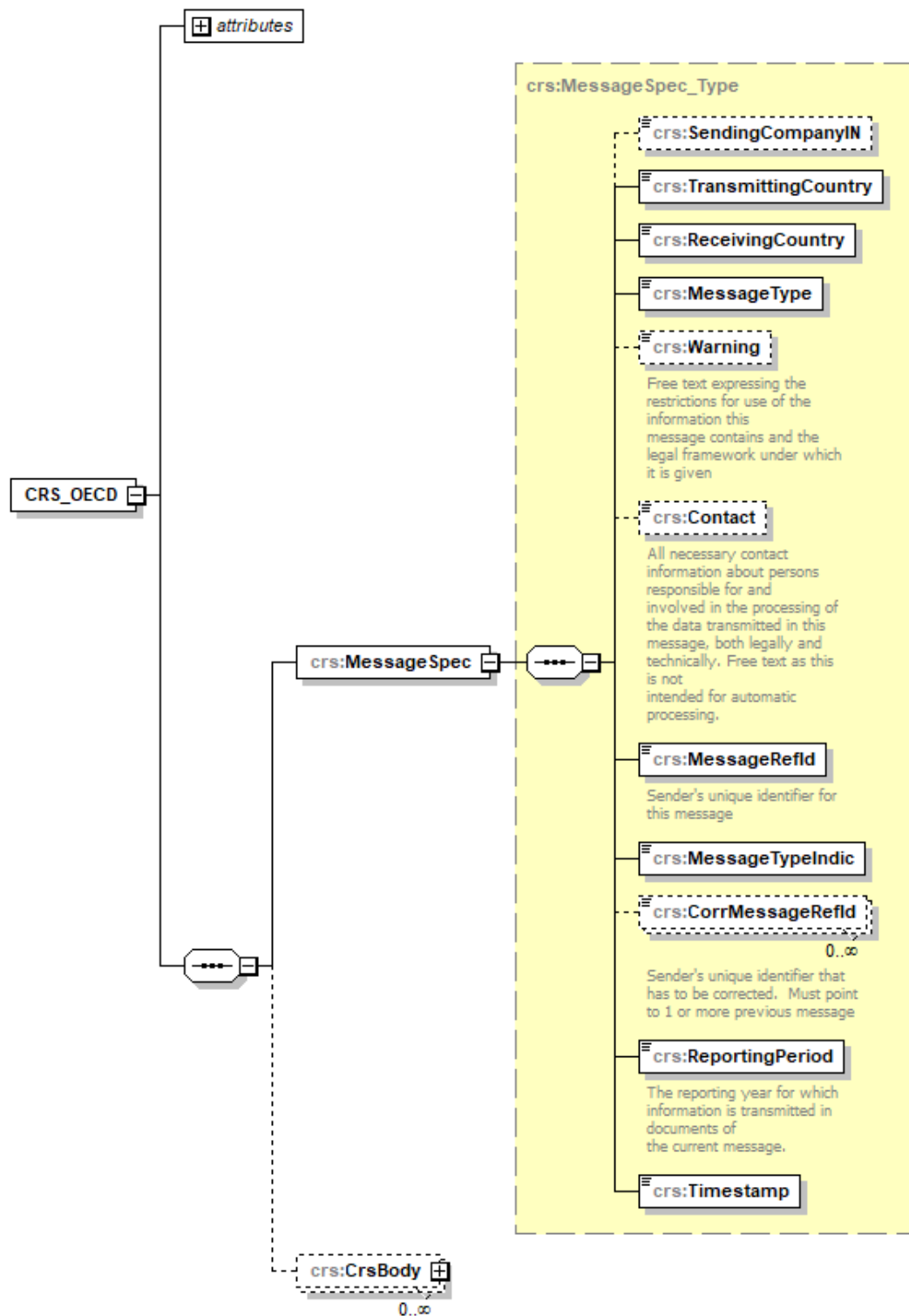
As in the previous example, this scenario occurs only in specific circumstances, such as late reporting or in case of split messages.

Appendix A

CRS XML Schema v3.0 Diagrams



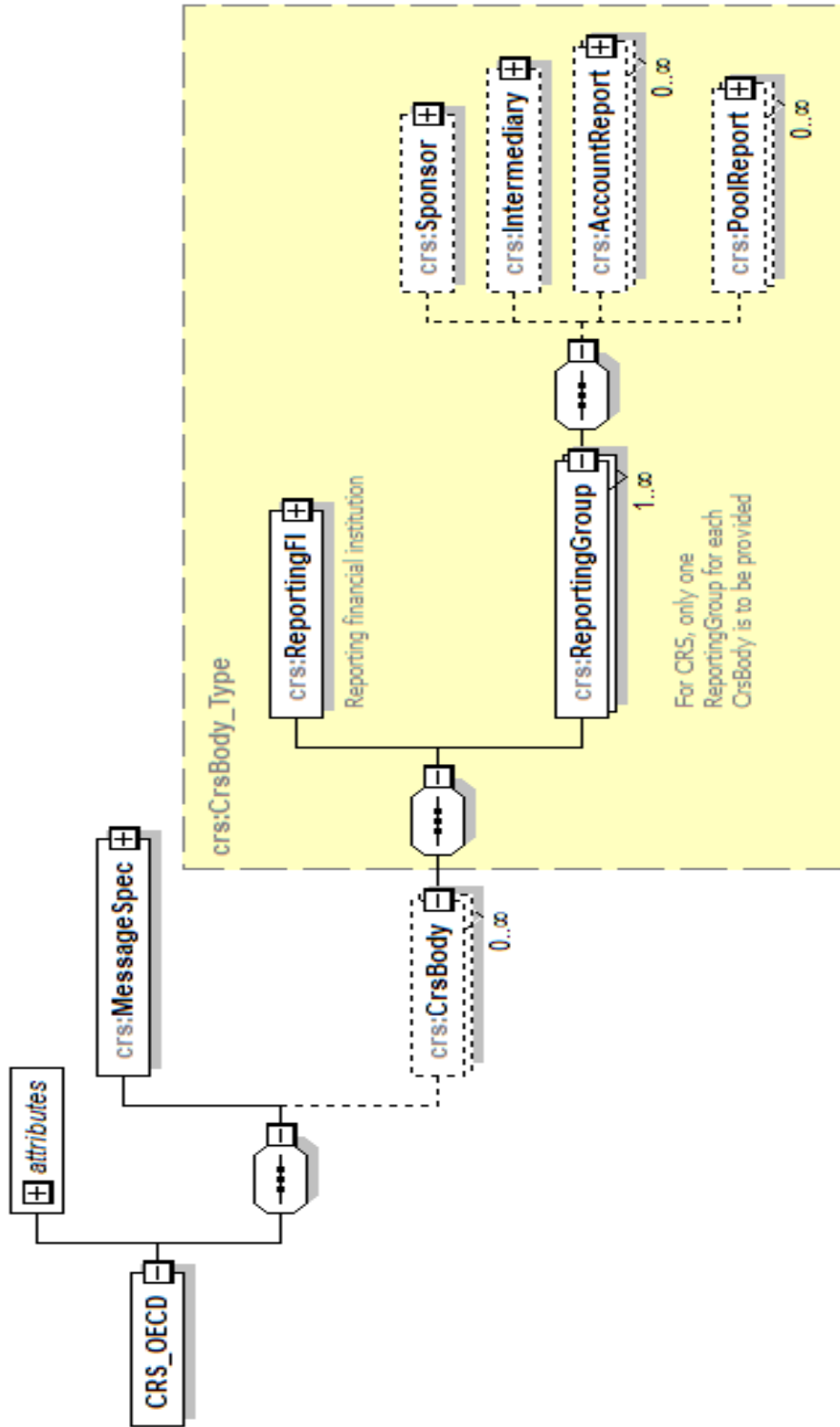
Message Header (Section I)



Generated by XMLSpy

www.altova.com

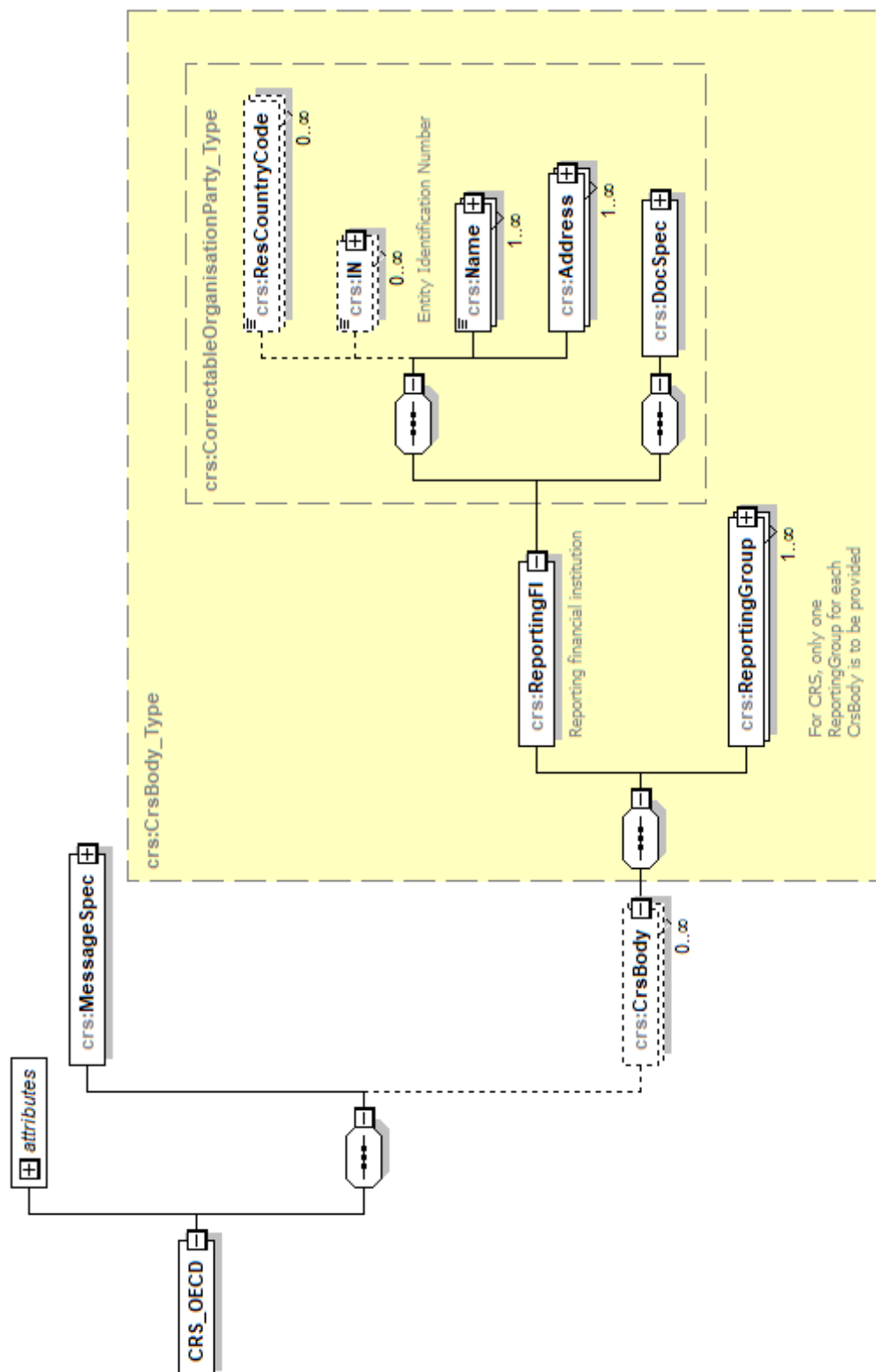
CRS Body (Section IV)



Generated by XMLSpy

www.altova.com

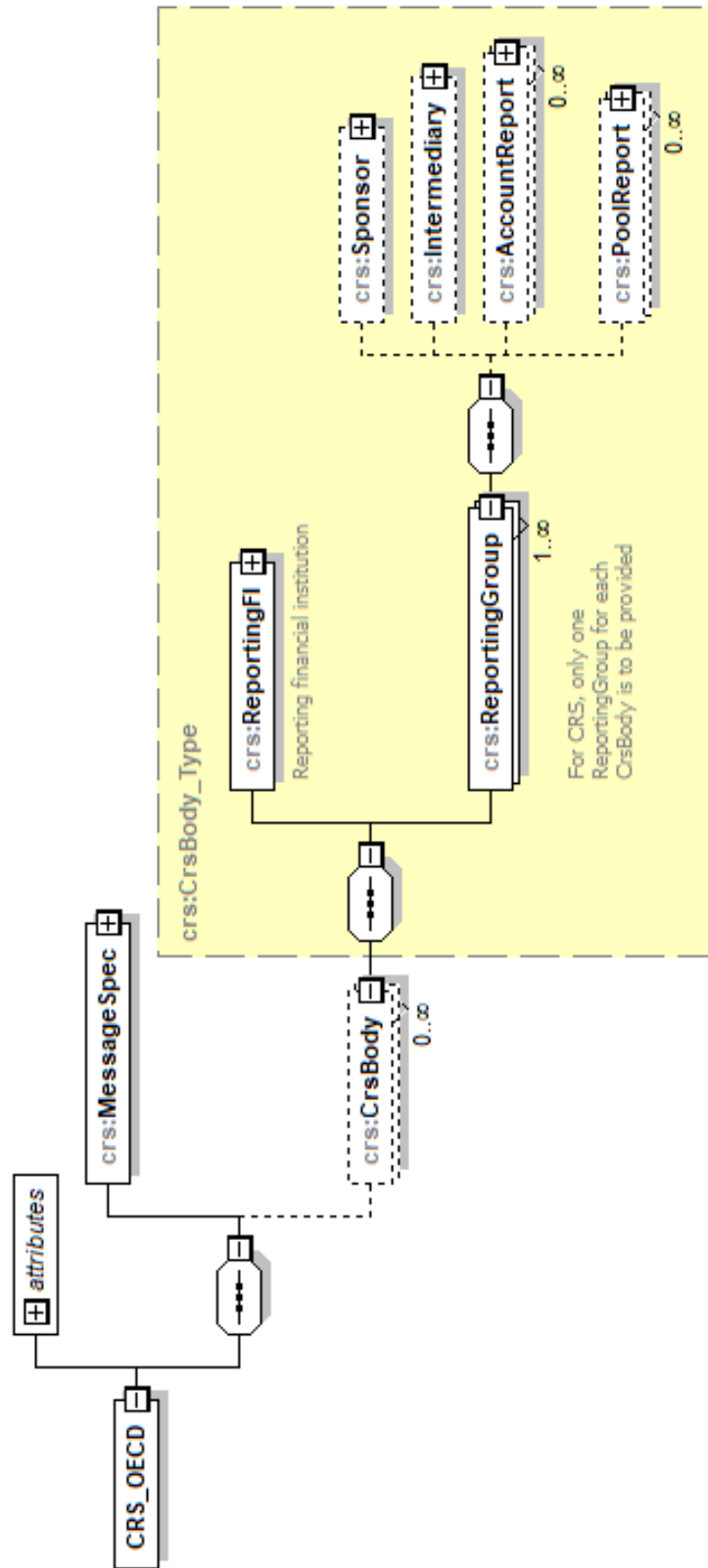
Reporting FI (Section IVa)



Generated by XMLSpy

www.altova.com

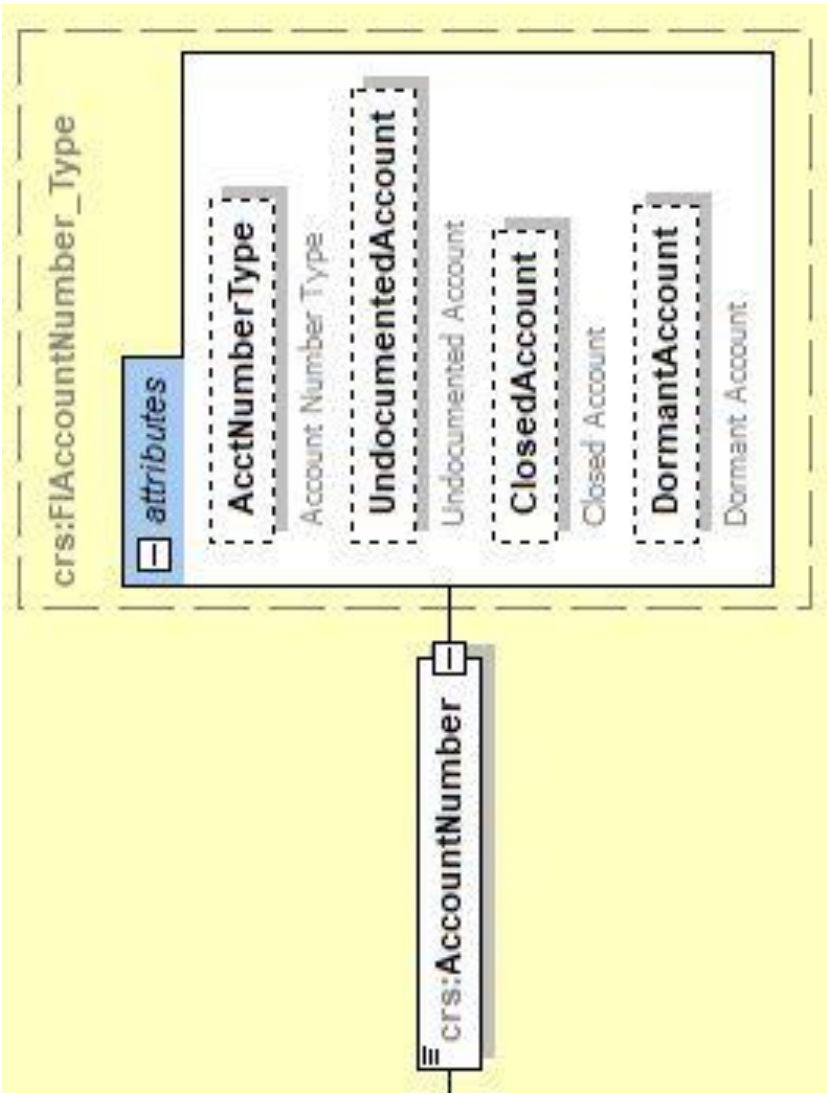
Reporting Group (Section IVb)



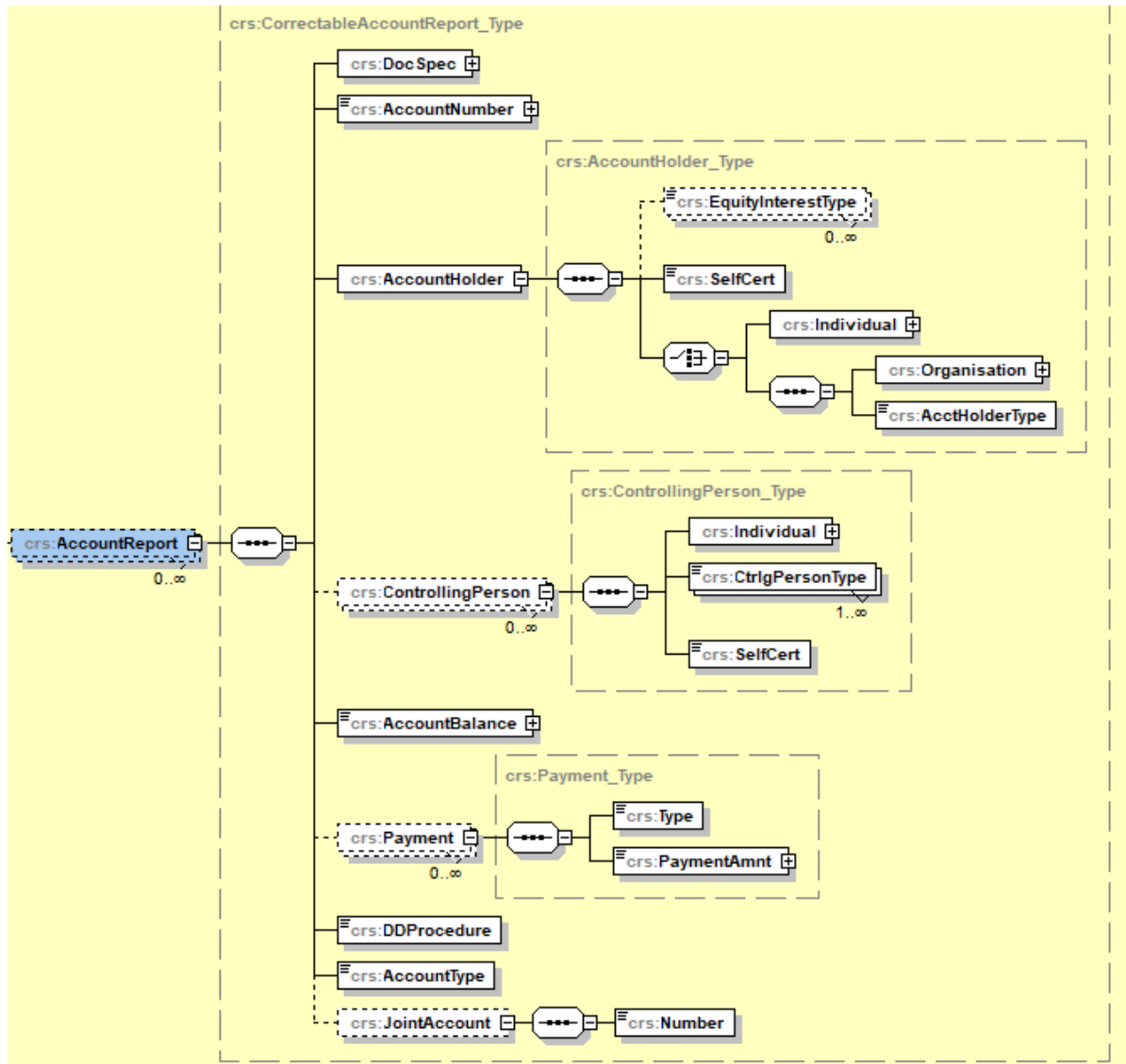
Generated by XMLSpy

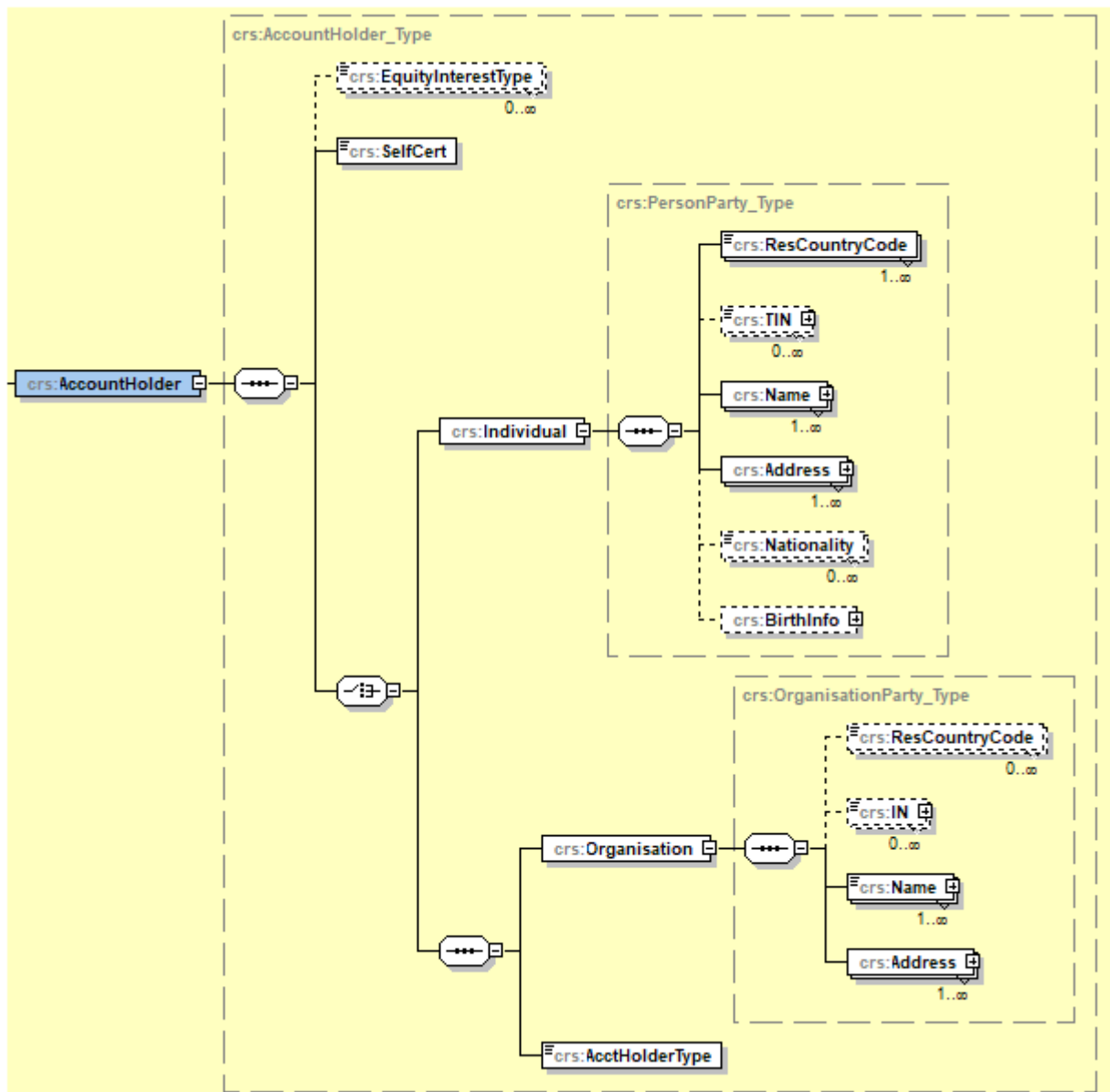
www.altova.com

Account Number Type (Section IVd)

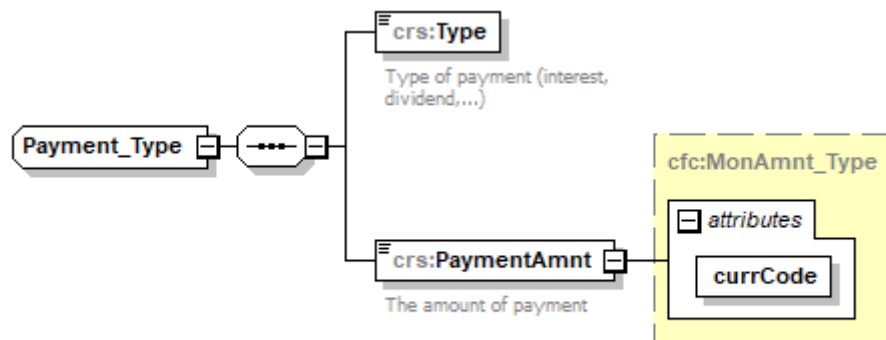


Account Report (Section IVc)





Payment type (Section IVh)

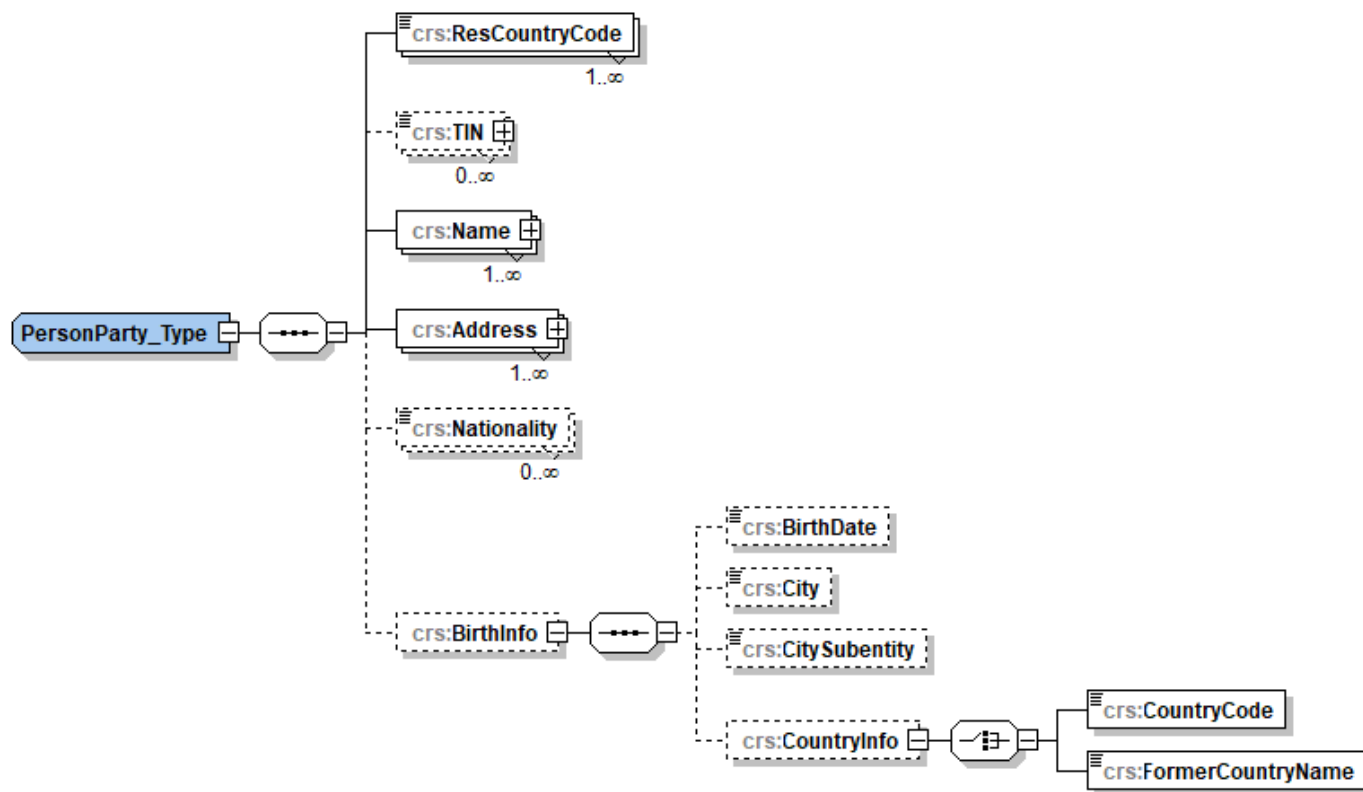


Generated by XMLSpy

www.altova.com

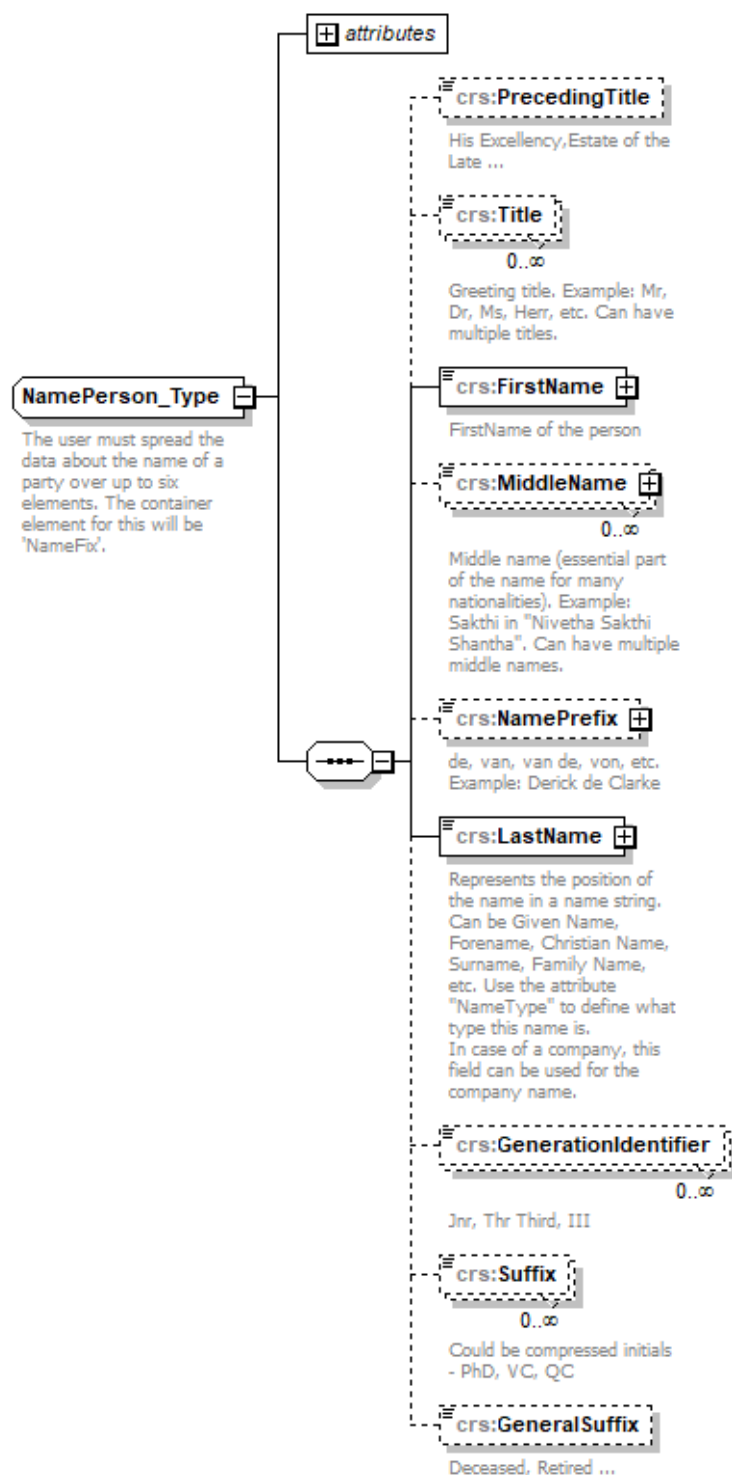
For practical reasons, the CurrencyCode list is based on the ISO 4217 currency code list which is currently used by banks and other financial institutions, and hence by tax administrations. The use of this list does not imply the expression by the OECD of any opinion whatsoever concerning the legal status of the territories listed. Its content is without prejudice to the status of or sovereignty over any territory, to the delimitation of international frontiers and boundaries and to the name of any territory, city or area.

Person Party Type (Section II)



For practical reasons, the ResCountryCode list is based on the ISO 3166-1 country list which is currently used by banks and other financial institutions, and hence by tax administrations. The use of this list does not imply the expression by the OECD of any opinion whatsoever concerning the legal status of the territories listed. Its content is without prejudice to the status of or sovereignty over any territory, to the delimitation of international frontiers and boundaries and to the name of any territory, city or area.

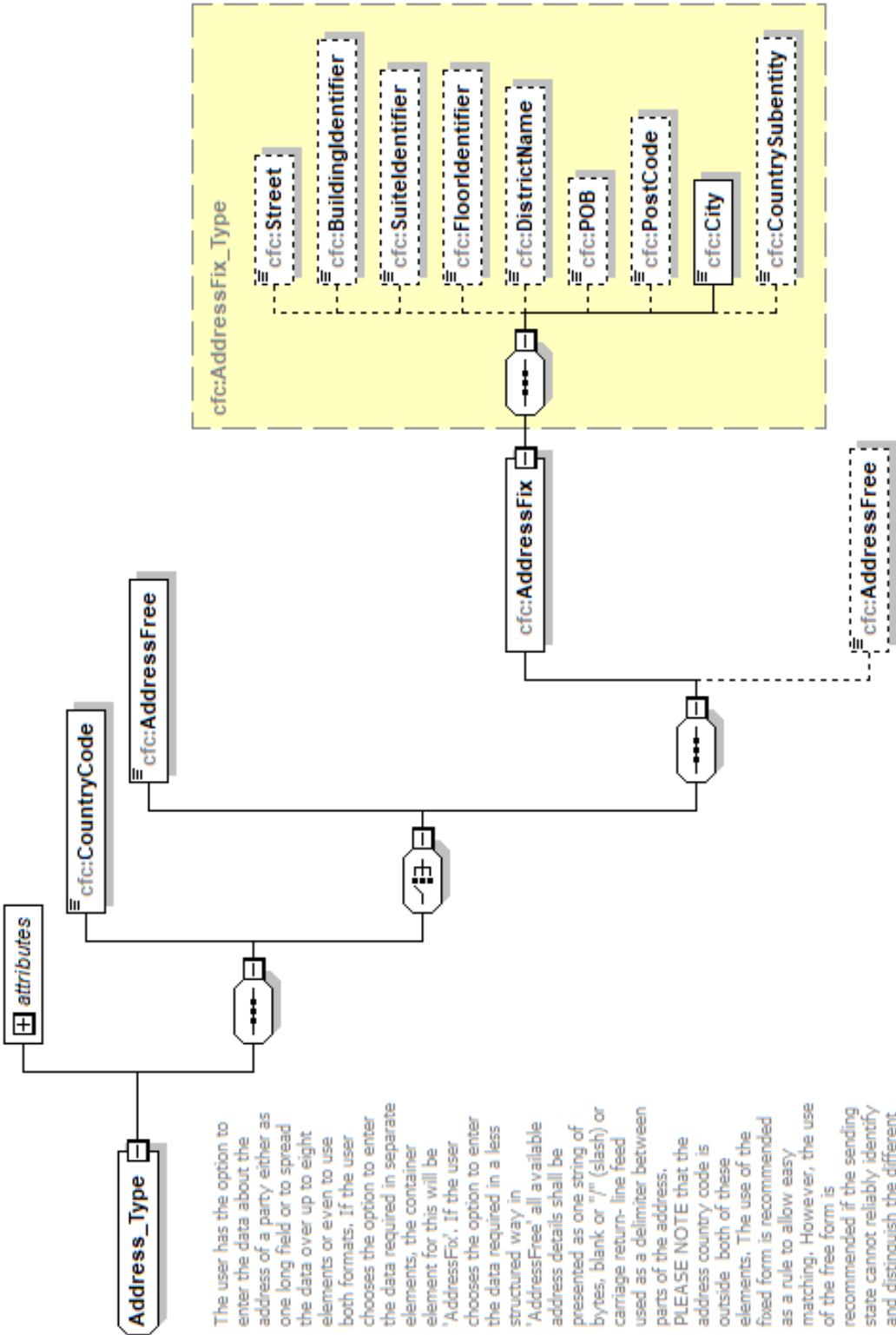
Person Name Type



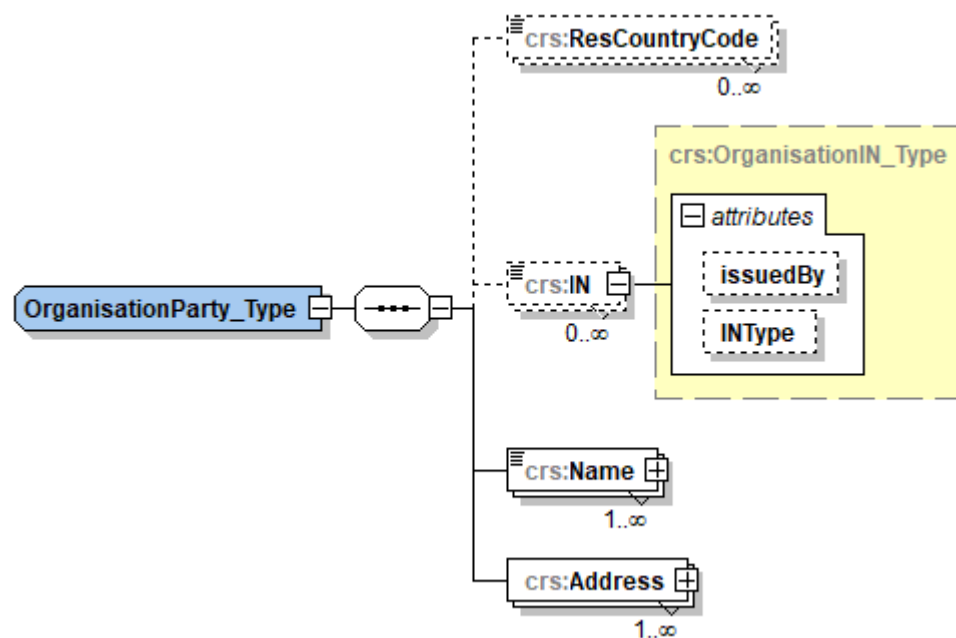
Generated by XMLSpy

www.altova.com

Address Type

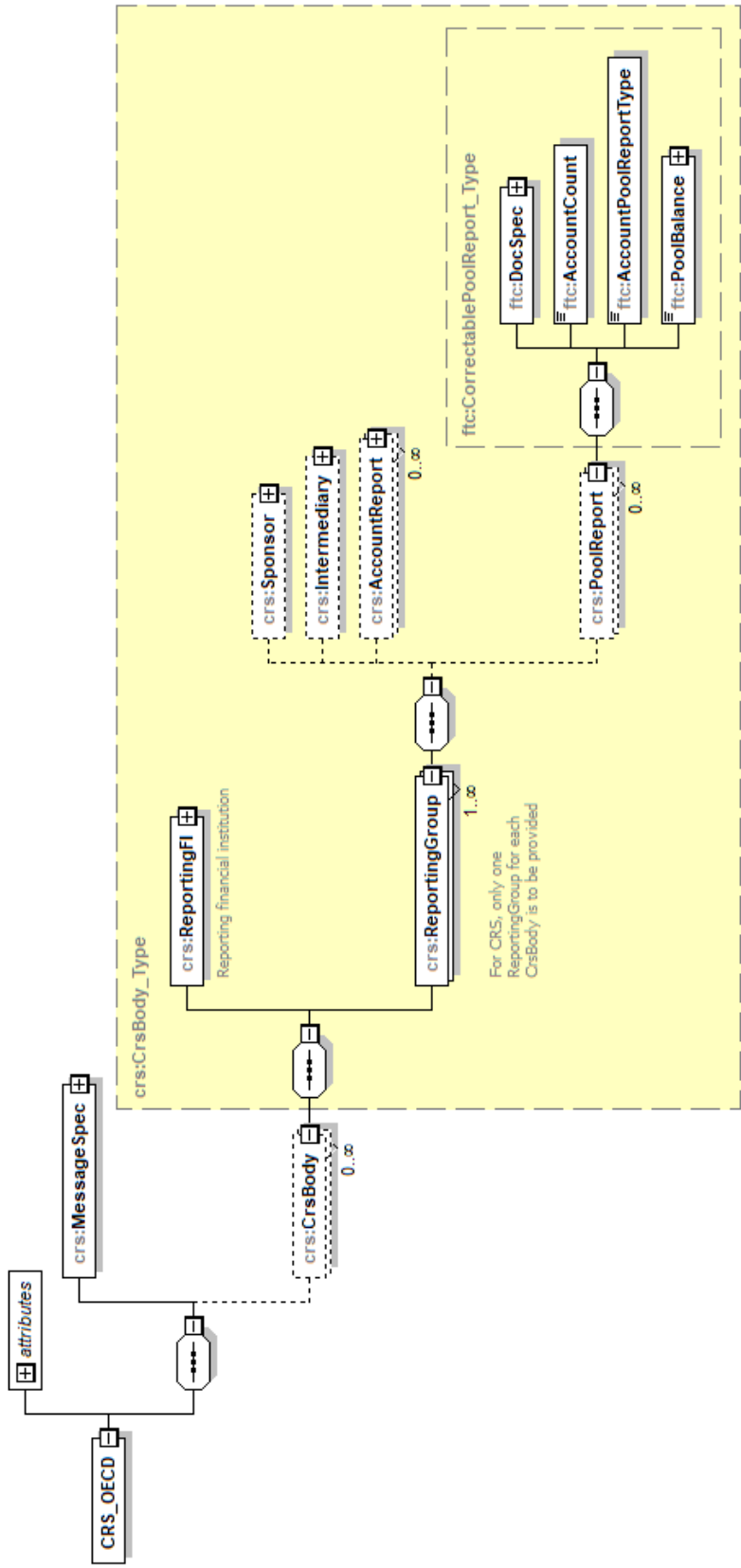


Organisation Party Type (Section III)

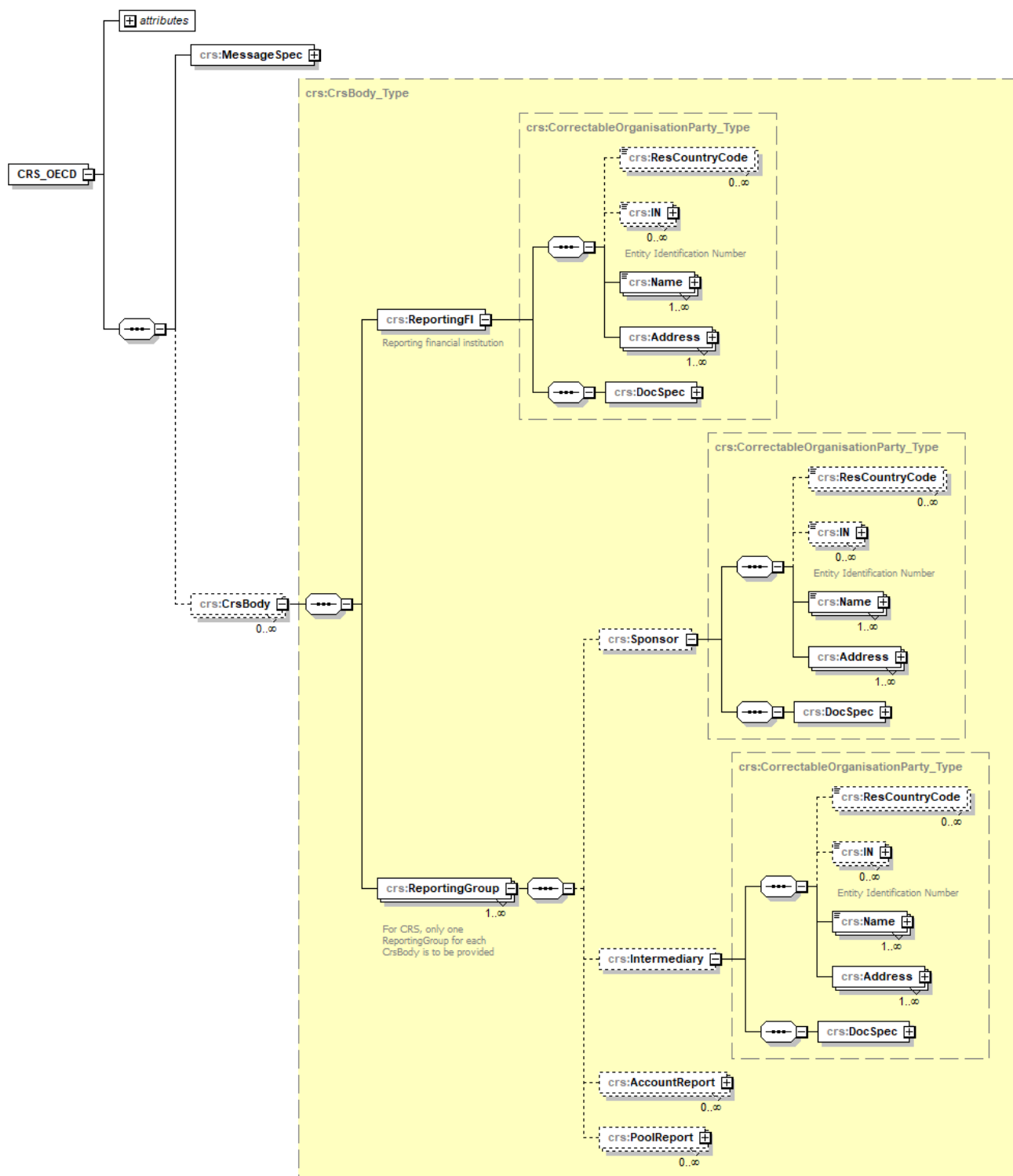


For practical reasons, the ResCountryCode list is based on the ISO 3166-1 country list which is currently used by banks and other financial institutions, and hence by tax administrations. The use of this list does not imply the expression by the OECD of any opinion whatsoever concerning the legal status of the territories listed. Its content is without prejudice to the status of or sovereignty over any territory, to the delimitation of international frontiers and boundaries and to the name of any territory, city or area.

Pool Report (Non-CRS) (Section IVi)



Sponsor & Intermediary (Non-CRS)



Generated by XMLSpy

www.altova.com

Appendix B

Glossary of Namespaces

CRS Schema Namespaces

Namespace	Description	Filename
crs	CRS specific types	CrsXML_v3.0.xsd
cfc	Common types for FATCA and CRS	CommonTypesFatcaCrs_v2.0.xsd
ftc	FATCA specific types	FatcaTypes_v1.2.xsd
stf	OECD Common Types	OECDCrTypes_v5.0.xsd
iso	ISO types (Country & Currency codes)	isocrstypes_v1.1.xsd



For more information:

 ctp.contact@oecd.org

 [@OECDtax](https://twitter.com/OECDtax)

 [OECD Tax](https://www.linkedin.com/company/oecd-tax)